

## Headquarters

7-9-1Chuo, Yamato,  
Kanagawa,  
242-0021 JAPAN

TEL: +81-46-200-0764  
Email: idk\_eng@idk.co.jp

## IDK America Inc.

72Grays Bridge Road Suite 1-C,  
Brookfield, CT 06804  
USA

TEL: +1-203-204-2445  
Email: sales@idkav.com

## IDK Europe GmbH

Lise-Meitner-Str. 6,  
D-40878 Ratingen  
Germany

TEL: +49-(0)2102-5783010  
Email: info@idkav.eu



# PRODUCT CATALOG



©IDK Corporation, all rights reserved.

All specifications, prices, other information are subject to change at any time and should be checked with IDK Corporation or your distributors.  
Dimensions quoted are for guidance purpose only.

All products are subject to availability.

Values converted from meters, grams, and other units are rounded off. More detailed information is available on the individual product datasheets.

- The terms USB Type-C and USB-C are trademarks of USB Implementers Forum.
- The terms HDMI and HDMI High-Definition Multimedia Interface, and the HDMI Logo are trademarks or registered trademarks of HDMI Licensing Administrator, Inc. in the United States and other countries.
- HDBaseT™ is a trademark of HDBaseT Alliance.
- Audinate®, the Audinate logo and Dante are trademarks of Audinate Pty Ltd.
- Any other trademarks are the property of their respective owners.

Quality  
from  
Japan

2026

# USBNeo

USB-C Solution  
for Unified Communication



## About us

IDK Corporation is headquartered in Kanagawa Japan with sales, fulfillment and service operations in USA, Europe and Asia. For over 35 years, our market leadership in Japan has emerged from our commitment to exceptional product quality and by putting our customers first-always.

IDK delivers world-class, state-of-the-art ProAV solutions for use in corporate, educational, entertainment, healthcare, retail, and government applications.

IDK strives to contribute to a more efficient, prosperous, effective and enjoyable planet with the highest-quality ProAV products. Our signal management solutions portfolio includes native-signal digital multi-switchers, AV over IP, signal extenders and signal splitters. These products enable our customers to create, control, monitor and manage their audiovisual systems.

As your trusted ProAV solutions partner, IDK is also committed to our environment. The entire IDK organization supports our social responsibility policy and we are continually conducting activities based on the 3R's; Reduce, Reuse, and Recycle.

We are proud of the fact that all IDK products are designed, manufactured, tested and evaluated at our own facilities in JAPAN. The cost effectiveness and high degree of functionality of our "Japanese Quality Products" enables our enduring presence as the ProAV equipment leader; both in Japan and now, internationally.



## Table of Contents

About us	P.1	IP-NINJAR - AV over IP Conceptual diagram	P.5-6
Table of Contents	P.2	IP-NINJAR - AV over IP Solution diagram	P.7-8
Unified Communication Systems	P.3-4		

### USBNeo

NJR-L21UC-T	P.9
NJR-L31UC-R	P.10
NJR-L11UC-T	P.11
NJR-L21UC-R	P.12
SUC-S31U	P.13

### IP-NINJAR

IP-NINJAR Series - Selection guide	P.15-16
NJR-P01UF-TR/NJR-P01UC-TR	P.17
NJR-P01UFW-TR/NJR-P01UCW-TR	P.18
NJR-P01UFR-TR/NJR-P01UCR-TR	P.19
NJR-P01UF/NJR-P01UC	P.20
NJR-P01UFW-T/NJR-P01UCW-T	P.21
NJR-L01UF/NJR-L01UC	P.22
NJR-L13UC-T/NJR-L15UC-T	P.23
NJR-L13UC-R/NJR-L15UC-R	P.24
NJR-P01FNF-T	P.25
NJR-AB08DAN	P.26
NJR-T01SDI	P.27
NJR-CTB	P.28

### Switchers

MSD Series - Selection guide	P.29-30
MSD-V41U	P.31
MSD-V42U	P.32
MSD-V61U	P.33
MSD-V62U	P.34
MSD-S51	P.35
MSD-S52	P.36
MSD-S71	P.37
MSD-S72	P.38
MSD-6203	P.39
MSD-6204	P.40
MSD-701AMP	P.41
Aspect Ratio Control	P.42
FDX Series - Selection guide	P.43-46
FDX-S08U	P.47
FDX-S16U	P.48
FDX-S32U	P.49
FDX-S64U	P.50
IMP-F41U	P.51
IMP-V31U	P.52
IMP-S21U	P.53
IMP-S41U	P.54

### Extenders

HDC-S01U	P.55
HDC-H100-D	P.56
HDC-TH100WP	P.57
HDC-TR121UHD	P.58
HDC-TH221UHD/HDC-TH421UHD	P.59
HDC-RH221UHD/HDC-RH421UHD	P.60
HDC-P1502	P.61
COS-100HD-B	P.62

### Video Processor

ICP-V41U	P.63
----------	------

### Distribution Amplifiers

VAC-S12U	P.65
VAC-S14U	P.66
VAC-S16U	P.67
VAC-S18U	P.68

### Scaler/Converter

IFC-H21U	P.69
IFC-V21U	P.70

### Controllers

SWC-2000	P.71
iq System	P.72

### Others

PD-S15	P.73
PRV-100	P.74
DDC-F01U	P.75
HDS-V01	P.76

### Mounting Hardware

EIA Rack Mounting Hardware	P.77-79
----------------------------	---------

### Topics

Standard Resolutions	P.80
Icon list	P.81-82

## What is Unified Communication (UC)?



A UC system refers to a conference room solution which may include video bars, cameras, microphones, and ceiling speakers and usually contains a dedicated conferencing platform, such as Microsoft Teams, Zoom, WebEx, etc. The UC system enables a seamless connection between remote participants and participants in the meeting room, and additionally it has been designed for effective communication in hybrid environments.

Integrated conference platforms and ProAV systems work together to provide the user with a simple conference solution. This integration improves audio and video transmission quality and provides high flexibility for content sharing.

## UC Systems for ProAV Systems

### 1 USB Extension Extension

When designing system layouts, it's essential to account for extending USB signals, since USB cables alone cannot extend the required distances.

Maximum Cable Length	Details
Approx. 5 meters	Relatively low data transfer speed → Low signal degradation Longer cables can be used.
Recommended under 3 meters	Faster data transfer speed → Signal degradation Cable length is limited to shorter.
0.8 meters to 2 meters	Much faster data transfer speed Shorter cable Active cables enables 2 m or longer transmission.

### 2 BYOD Interfaces USB-C Input

The video interfaces for devices (e.g. laptops and tablets) are no longer just HDMI but also USB-C. UC systems are now required to support devices with USB-C.

### 3 Control of Multifunctional USB-C Interfaces USB-C Control

USB-C interfaces are multifunctional, but careful consideration is needed when they are used in AV systems. For instance, connecting a cable intended for charging a USB-C device may unintentionally switch the video output on a video bar. To prevent such problems, ProAV systems need to control USB-C function.

### 4 BYOM BYOM

Even in a dedicated Microsoft Teams Room (or similar systems), participants may still prefer to use their own laptops or monitors and cameras equipped in the meeting space. Flexibility to meet these request is essential.

### 5 Expansion for Large Systems Scalability

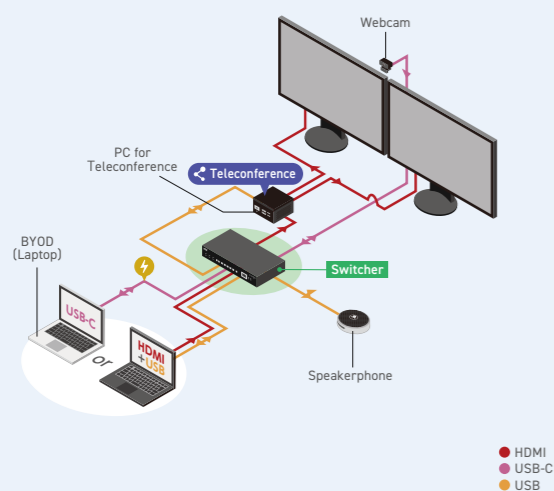
For small/med size meeting spaces, flexibility in equipment placement is necessary, such as monitor location (on the conference table or wall-mounted). For large conference rooms or divisible spaces, being able to extend from a user location to equipment location or support multiple input locations is important.

## UC Solutions with IDK products for various sizes spaces

## using MTR\* and Zoom NUC \*Microsoft Teams Rooms

### Huddle Space

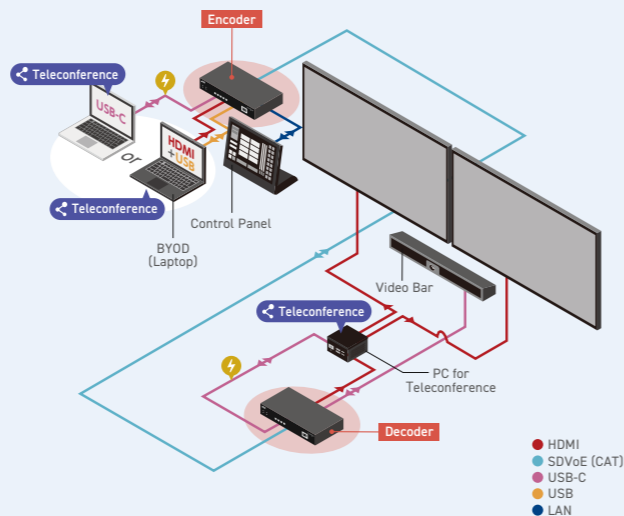
Small huddle space, No extension needed



USB-C Input    USB-C Output    BYOM

### Mid-size Meeting Room

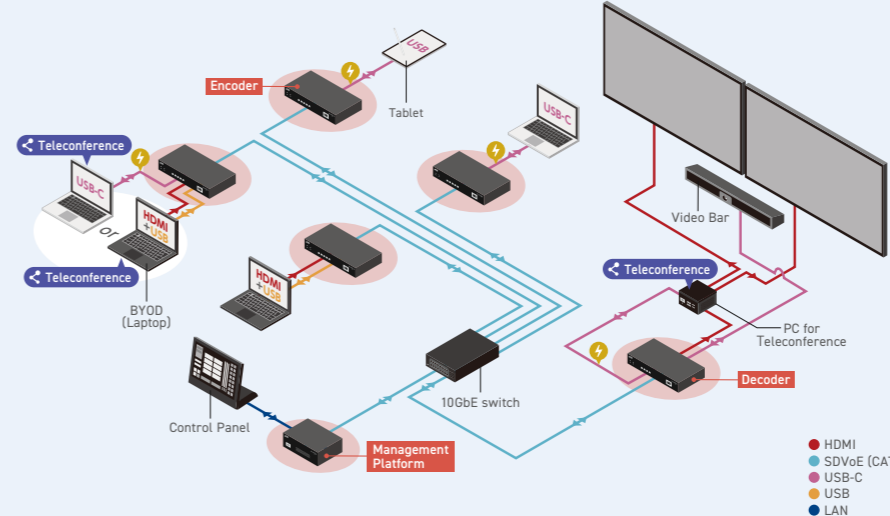
Extension from the user location to equipment location



Extension    USB-C Input    USB-C Output    BYOM

### Conference Room

BYOD Connection points expanded



Extension    USB-C Input    USB-C Output    BYOM    Scalability

### UC System Products

HDMI/USB-C Encoder NJR-L21UC-T P.9

HDMI/USB-C Decoder NJR-L31UC-R P.10

Available in September 2026

USB-C Encoder NJR-L11UC-T P.11

Available in September 2026


USB-C Decoder NJR-L21UC-R P.12

HDMI/USB-C Switcher SUC-S31U P.13

AV over IP Mode

Connect IP-NINJAR products to a 10GbE network switch and the system automatically goes to AV over IP mode.

- Extension
- KVM
- Matrix switch
- Bidirectional/simultaneous video transmission
- Multiview
- Videowall



Traditional AV System

Point-to-Point Mode (PtoP)

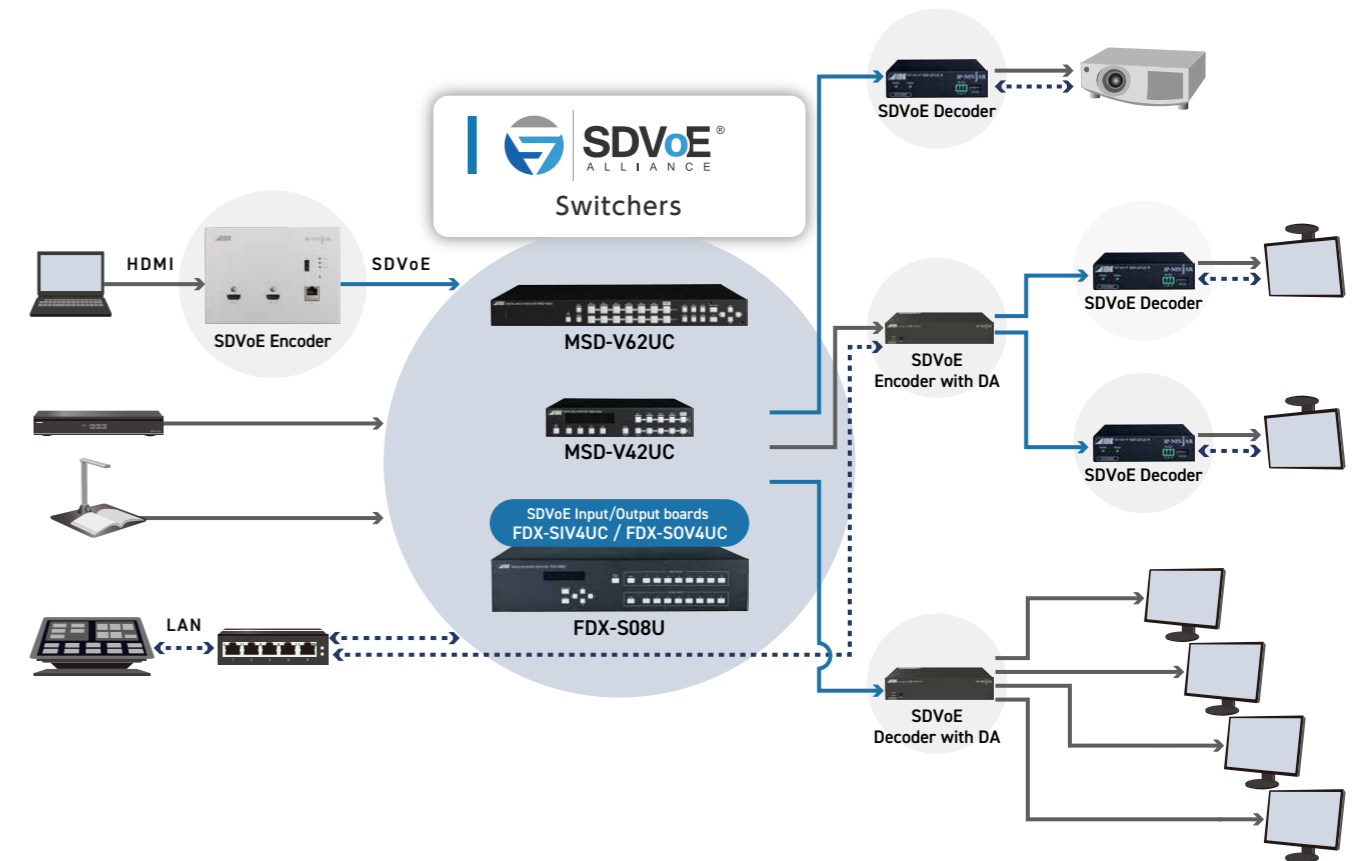
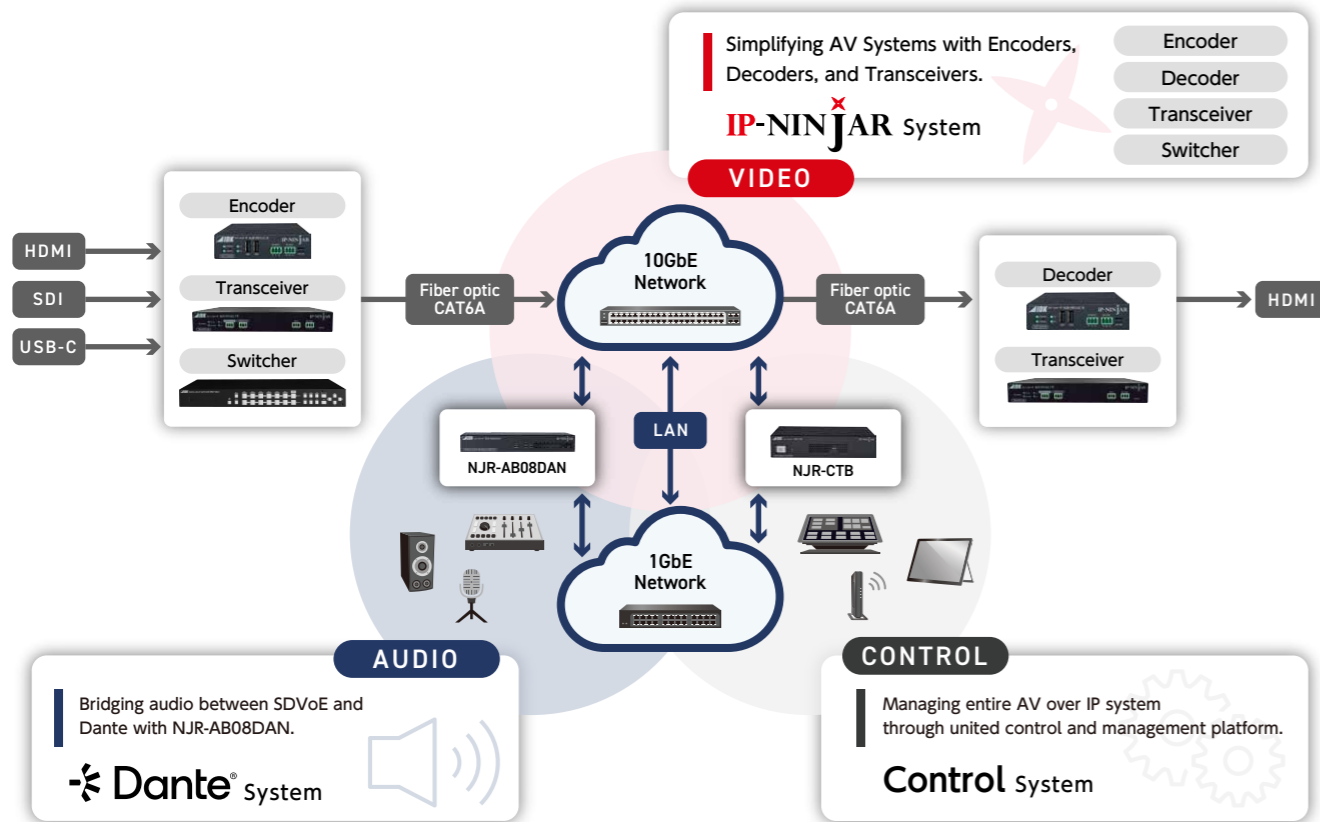
Use SDVoE to connect IP-NINJAR products together for point-to-point extension.

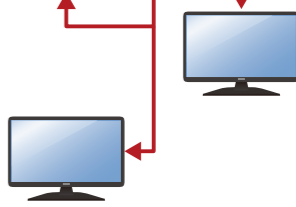
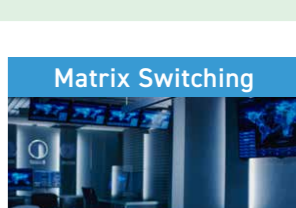
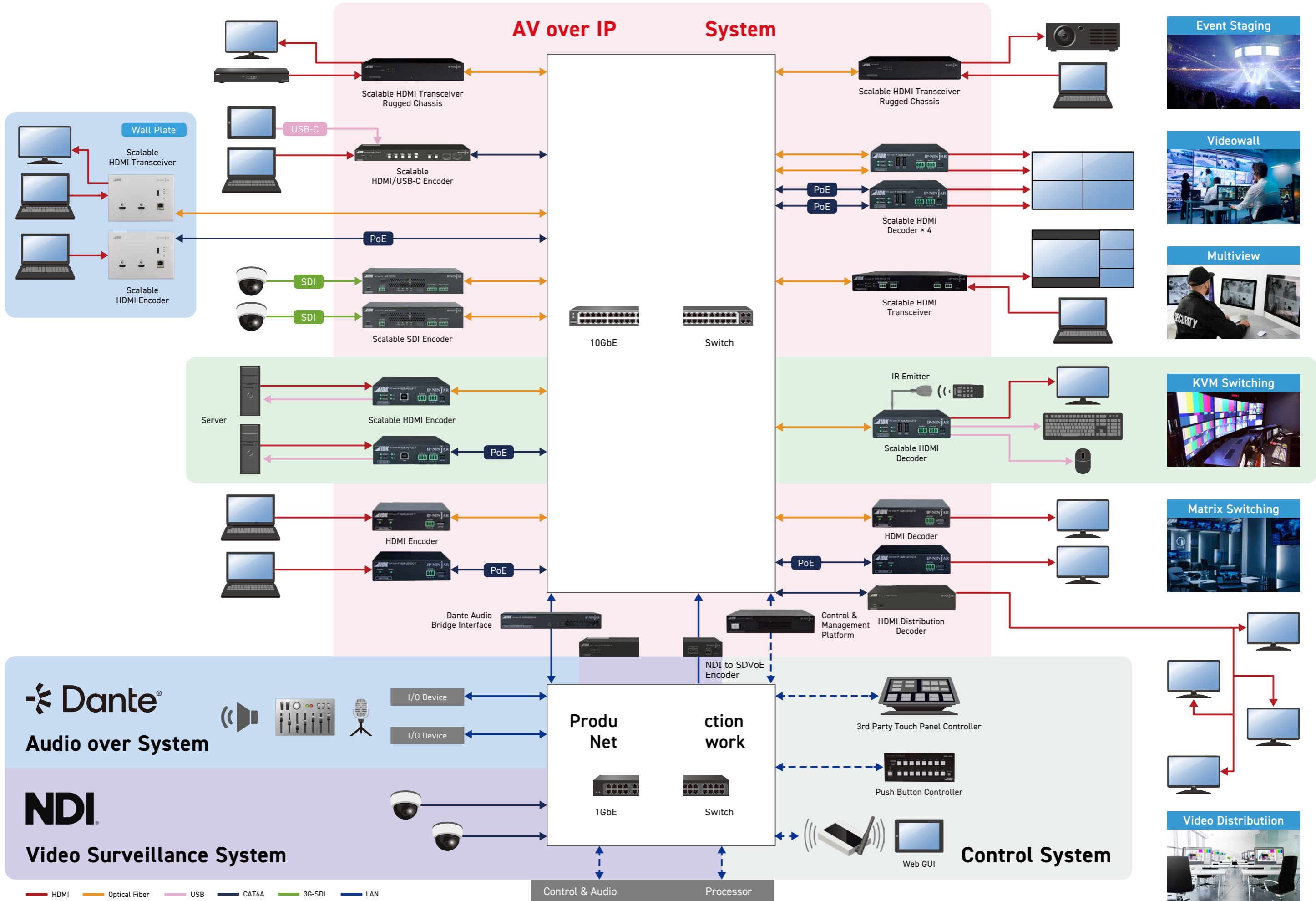
- Extension
- KVM
- Bidirectional/simultaneous video transmission



AV over IP System

Traditional AV System






# 4K@60 HDMI/USB-C Encoder NJR-L21UC-T



The NJR-L21UC-T is an encoder set for transmitting HDMI and USB-C video signals, RS-232C, LAN, and USB (HID) over CAT6A for point-to-point or AV over IP distribution. These NJR devices support video resolutions up to 4K@60 (4:4:4) and is HDCP 2.2 compliant. For video inputs, the encoder features one (1) USB-C and one (1) HDMI inputs which is output over CAT6A (SDVoE) to the decoder as a 2x1 switcher. Two (2) USB host ports and three (3) USB device ports enable host switching and USB hub features. The USB host ports can connect to the device of the local NJR-L21UC-T/NJR-L31UC-R or the device of the NJR-L21UC-T/NJR-L31UC-R that is connected over 10GbE CAT (SDVoE). Additionally, the USB-C connector supports USB Power Delivery that can provide power up to 75 W. The NJR can be configured and controlled remotely using RS-232C or LAN. This product can be used in combination with other SDVoE products within IDK's product portfolio.



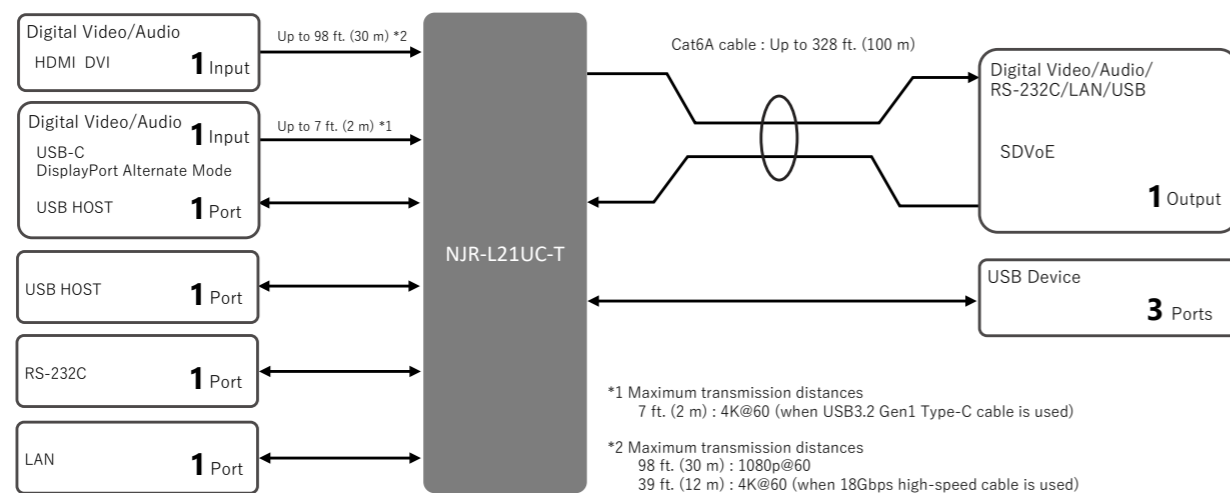
### Features

- 2 inputs (USB-C/HDMI)
- 1 output (10GbE CAT)
- Up to 4K@60 (4:4:4)
- HDCP 1.4/2.2
- USB Type-C DisplayPort Alternate Mode input
- USB Power Delivery (75W)

### General

<b>Dimensions</b>	12.2 (W) × 1.2 (H) × 6.3 (D)" (310 (W) × 30 (H) × 160 (D) mm) (Excluding connectors and the like)
<b>Power consumption</b>	DC 24 V: 23 W (105 W with External loading) DC 12 V: 18 W (25 W with External loading) 70 W max with USB-C power delivery to external devices
<b>Weight</b>	3.7 lbs. (1.7 kg)

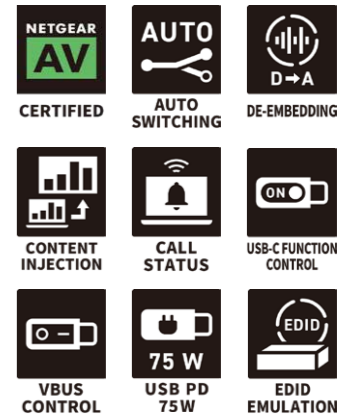
### Connection Diagram



# 4K@60 HDMI/USB-C Decoder NJR-L31UC-R



The NJR-L31UC-R is a decoder set for transmitting HDMI and USB-C video signals, RS-232C, LAN, and USB (HID) over CAT6A for point-to-point or AV over IP distribution. These NJR devices support video resolutions up to 4K@60 (4:4:4) and is HDCP 2.2 compliant. For video inputs, the decoder includes one (1) HDMI input, one (1) USB-C input, and one (1) 10GbE CAT (SDVoE), one of which can be selected and output out the local HDMI output. Two (2) USB host ports and three (3) USB device ports enable host switching and USB hub features. The USB host ports can connect to the device of the local NJR-L21UC-T/NJR-L31UC-R or the device of the NJR-L21UC-T/NJR-L31UC-R that is connected over 10GbE CAT (SDVoE). Additionally, the USB-C connector supports USB Power Delivery that can provide power up to 75 W. The NJR can be configured and controlled remotely using RS-232C or LAN. This product can be used in combination with other SDVoE products within IDK's product portfolio.



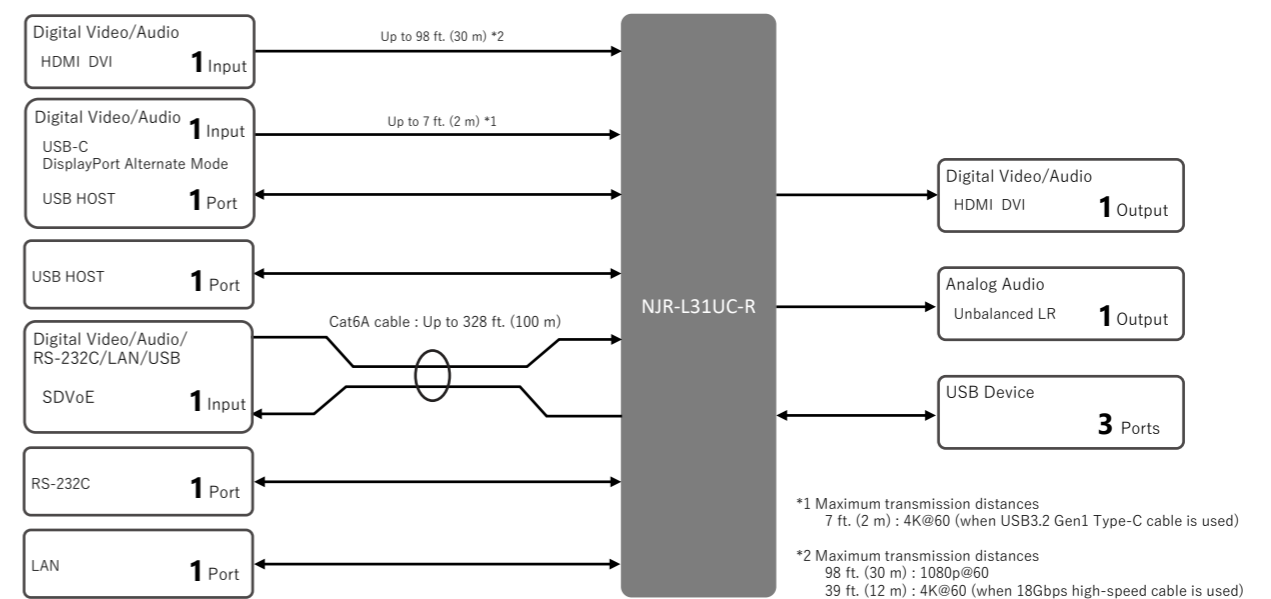
### Features

- 3 inputs (USB-C/HDMI/10GbE CAT)
- 1 output (HDMI)
- Up to 4K@60 (4:4:4)
- HDCP 1.4/2.2
- USB Type-C DisplayPort Alternate Mode input
- USB Power Delivery (75W)

### General

<b>Dimensions</b>	12.2 (W) × 1.2 (H) × 6.3 (D)" (310 (W) × 30 (H) × 160 (D) mm) (Excluding connectors and the like)
<b>Power consumption</b>	DC 24 V: 24 W (106 W with External loading) DC 12 V: 19 W (26 W with External loading)
<b>Weight</b>	3.7 lbs. (1.7 kg)

### Connection Diagram




4K@60 USB-C Encoder

# NJR-L11UC-T



The NJR-L11UC-T is an encoder set for transmitting HDMI and USB-C video signals, RS-232C, LAN, and USB (HID) over CAT6A for point-to-point or AV over IP distribution. These NJR devices support video resolutions up to 4K@60 (4:4:4) and is HDCP 2.2 compliant. For video inputs, the encoder features one (1) USB-C which is output over CAT6A (SDVoE) to the decoder. The encoder has one (1) USB host port and one (1) USB device port. Host privileges are assigned to the channel that's been selected. If the encoder becomes the host, the USB devices attached to the decoder are shared to the encoder over a single CAT6A cable, or vice versa. The Host can connect to the USB devices of either the NJR-L11UC-T or NJR-L21UC-R. Additionally, the USB-C connector supports USB Power Delivery that can provide power up to 75 W. The NJR can be configured and controlled remotely using RS-232C or LAN. This product can be used in combination with other SDVoE products within IDK's product portfolio.



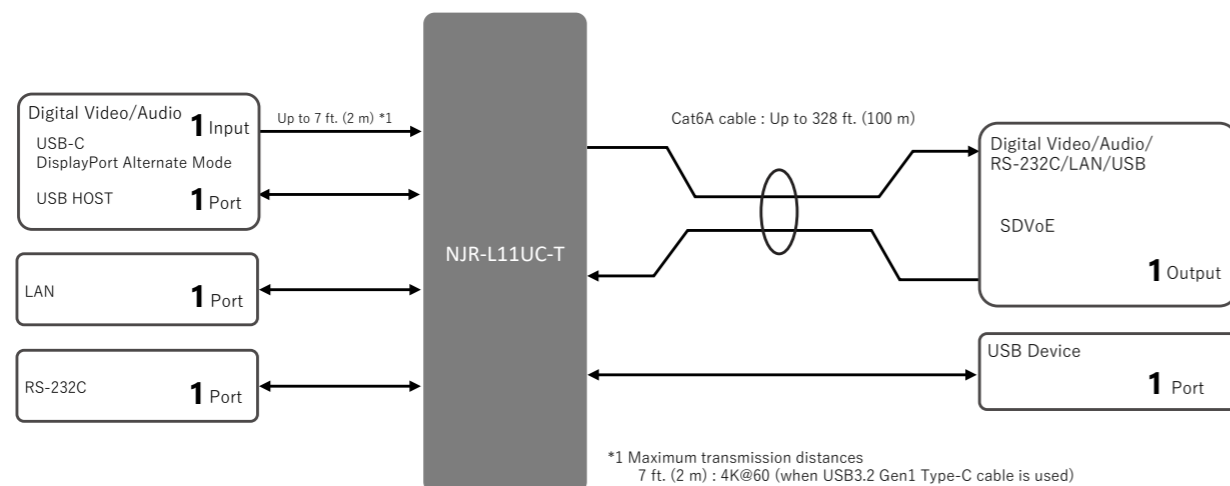
**Features**

- 1 input (USB-C)
- 1 output (10GbE CAT)
- Up to 4K@60 (4:4:4)
- HDCP 1.4/2.2
- DisplayPort Alternate Mode on USB Type-C
- USB Power Delivery

**General**

<b>Dimensions</b>	4.2 (W) × 1.1 (H) × 7.9 (D)" (106 (W) × 28 (H) × 200 (D) mm) (Excluding connectors and the like)
<b>Power consumption</b>	TBD
<b>Weight</b>	TBD

**Connection Diagram**




4K@60 USB-C Decoder

# NJR-L21UC-R



The NJR-L21UC-R is a decoder set for transmitting HDMI and USB-C video signals, RS-232C, LAN, and USB (HID) over CAT6A for point-to-point or AV over IP distribution. These NJR devices support video resolutions up to 4K@60 (4:4:4) and is HDCP 2.2 compliant. For video inputs, the decoder includes one (1) USB-C input and one (1) 10GbE CAT (SDVoE), one of which can be selected and output out the local HDMI output. The decode has two (2) USB host ports and three (3) USB device ports enable host switching and USB hub features. Host privileges are assigned to the channel that's been selected. If the encoder becomes the host, the USB devices attached to the decoder are shared to the encoder over a single CAT6A cable, or vice versa. The Host can connect to the USB devices of either the NJR-L11UC-T or NJR-L21UC-R. Additionally, the USB-C connector supports USB Power Delivery that can provide power up to 75 W. The NJR can be configured and controlled remotely using RS-232C or LAN. This product can be used in combination with other SDVoE products within IDK's product portfolio.



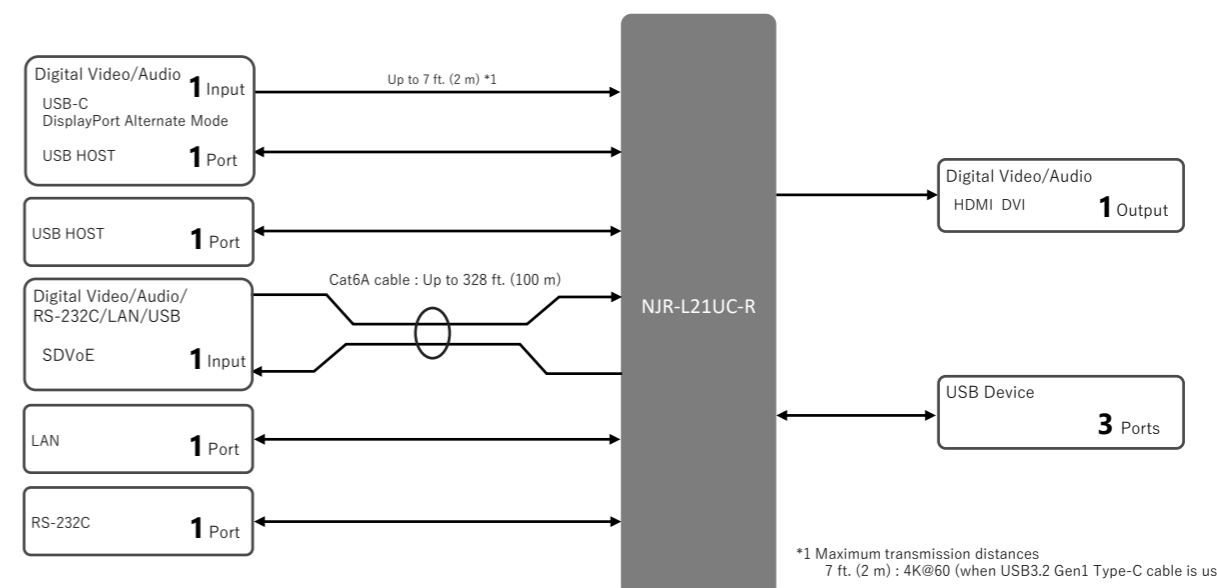
**Features**

- 2 inputs (USB-C/10GbE CAT)
- 1 output (HDMI)
- Up to 4K@60 (4:4:4)
- HDCP 1.4/2.2
- DisplayPort Alternate Mode on USB Type-C
- USB Power Delivery

**General**

<b>Dimensions</b>	8.3 (W) × 1.2 (H) × 5.9 (D)" (210 (W) × 30 (H) × 150 (D) mm) (Excluding connectors and the like)
<b>Power consumption</b>	TBD
<b>Weight</b>	TBD

**Connection Diagram**

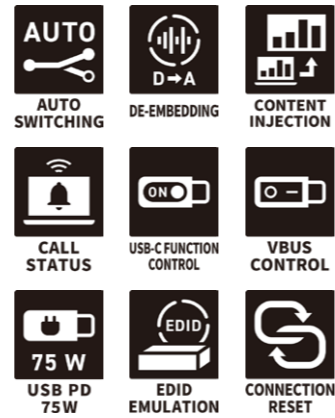


4K@60 HDMI and USB-C Switcher

# SUC-S31U



The SUC-S31U is a HDMI/USB-C switcher with three (3) inputs and one (1) output. The SUC supports video resolutions up to 4K@60 (4:4:4) and is HDCP 2.2 compliant. For video inputs, the switcher includes one (1) USB-C and two (2) HDMI inputs, one of which can be selected and output out through the local HDMI output. Video signals can be input from a laptop that supports external display connection via the USB-C connector. Additionally, the USB-C connector supports USB Power Delivery that can provide power up to 75 W to the USB-C source device (upgraded PSU needed). The digital audio of the selected input channel can be converted to analog audio. Three (3) USB host ports and three (3) USB device ports enable host switching and USB hub features. The SUC-S31U can be configured and controlled remotely using RS-232C or LAN.



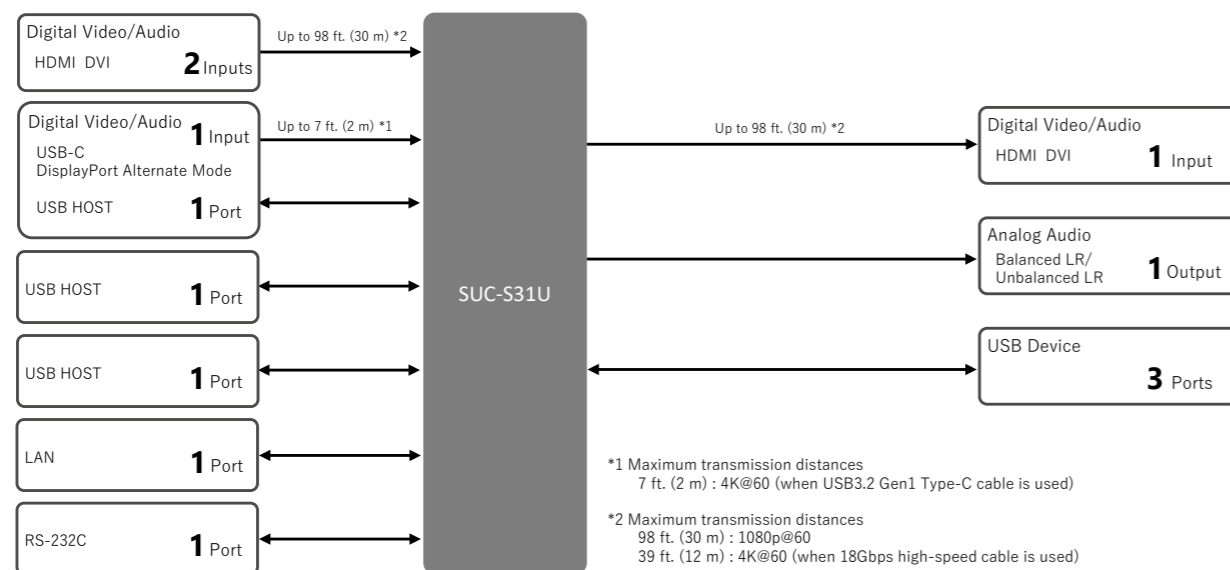
### Features

- 3 inputs (1×USB-C/2×HDMI)
- 1 output (HDMI)
- Up to 4K@60 (4:4:4)
- HDCP 1.4/2.2
- USB Type-C DisplayPort Alternate Mode input
- USB Power Delivery (75W)

### General

<b>Dimensions</b>	12.2 (W) × 1.2 (H) × 6.3 (D)" (310 (W) × 30 (H) × 160 (D) mm) (Excluding connectors and the like)
<b>Power consumption</b>	15 W (97 W with External loading)
<b>Weight</b>	3.1 lbs. (1.4 kg)

### Connection Diagram



Model number	Features	Solution		Product type			Video scaler	Resolution		HDCP		Extension cable		Signal						
		AV over IP	Point to Point	Encoder	Decoder	Transceiver		4K@60 (4:4:4)	1080p	2.2	1.4	Fiber optic cable	CAT	Digital video	Digital audio	Analog audio	RS-232C	LAN	Others	
NJR-P01UF-TR NJR-P01UC-TR	Bidirectional/simultaneous video transmission	✓	✓	N/A	N/A	✓	✓	✓	✓	✓	✓	✓	✓	✓	✓	✓	✓	✓	✓	USB HID
NJR-P01UFW-TR NJR-P01UCW-TR	Bidirectional/simultaneous video transmission Wallplate model	✓	✓	N/A	N/A	✓	✓	✓	✓	✓	✓	✓	✓	✓	✓	✓	N/A	✓	✓	USB HID
NJR-P01UFR-TR NJR-P01UCR-TR	Bidirectional/simultaneous video transmission Rugged Chassis	✓	✓	N/A	N/A	✓	✓	✓	✓	✓	✓	✓	✓	✓	✓	✓	N/A	✓	N/A	
NJR-P01UF-T/R NJR-P01UC-T/R	Encoder/Decoder	✓	✓	✓	✓	N/A	✓	✓	✓	✓	✓	✓	✓	✓	✓	✓	N/A	✓	✓	USB HID
NJR-L01UF-T/R NJR-L01UC-T/R	Encoder/Decoder Simple, Low-Cost model	✓	✓	✓	✓	N/A	N/A	✓	✓	✓	✓	✓	✓	✓	✓	✓	N/A	✓	✓	N/A
NJR-L13UC-T/R NJR-L15UC-T/R	Encoder/Decoder Extended distribution model	✓	✓	✓	✓	N/A	N/A	✓	✓	✓	✓	N/A	✓	✓	✓	✓	T: OUT R: OUT	✓	✓	N/A
NJR-P01UFW-T NJR-P01UCW-T	Encoder Wallplate model	✓	✓	✓	N/A	N/A	✓	✓	✓	✓	✓	✓	✓	✓	✓	✓	N/A	✓	✓	USB HID
NJR-T01SDI	3G/HD/SD-SDI	✓	✓	✓	N/A	N/A	✓	N/A	✓	N/A	N/A	✓	N/A	✓	✓	✓	✓	✓	✓	N/A
NJR-P01FNF-T	NDI to SDVoE Encoder	✓	N/A	✓	N/A	N/A	✓	N/A	✓	N/A	N/A	✓	N/A	✓	✓	N/A	✓	✓	✓	NDI
NJR-AB08DAN	Dante Audio Bridge Interface	✓	N/A	N/A	N/A	N/A	N/A	N/A	N/A	N/A	N/A	✓	N/A	N/A	✓	N/A	N/A	N/A	N/A	Dante
NJR-CTB	Management Platform	✓	N/A	N/A	N/A	N/A	N/A	N/A	N/A	N/A	N/A	N/A	✓	N/A	N/A	N/A	N/A	N/A	N/A	N/A
MSD-V41UC MSD-V42UC	Digital Multi Switcher SDVoE output CAT model	✓	✓	✓	N/A	N/A	✓	✓	✓	✓	✓	N/A	✓	✓	✓	✓	✓	✓	✓	N/A
MSD-V61UF MSD-V62UF	Digital Multi Switcher SDVoE output Fiber model	✓	✓	✓	Optional	N/A	✓	✓	✓	✓	✓	✓	N/A	✓	✓	✓	✓	✓	✓	N/A
MSD-V61UC MSD-V62UC	Digital Multi Switcher SDVoE output CAT model	✓	✓	✓	Optional	N/A	✓	✓	✓	✓	✓	N/A	✓	✓	✓	✓	✓	✓	✓	N/A
FDX-SIV4UC FDX-SOV4UC	Digital Matrix Switcher SDVoE I/O Slotboard for FDX-S	✓	✓	✓	✓	N/A	N/A	✓	✓	✓	✓	N/A	✓	✓	✓	✓	Optional	✓	✓	N/A

\* The FDX-SIV4UC and FDX-SOV4UC can be used in combination with FDX-S series.

4K@60 HDMI Transceiver (Fiber/CAT model)

# NJR-P01UF-TR / NJR-P01UC-TR

Fiber model CAT model



The NJR-P01UF-TR and NJR-P01UC-TR are an transceiver for transmitting and receiving 4K@60 HDMI signals simultaneously over a 10GbE AV over IP network via fiber optic cables or twisted pair cables. Bidirectional RS-232C communication, LAN, USB (HID) such as KVM can be carried over the same fiber optic cable or twisted pair cable for extension. Additionally, via the NJR, the NJR-CTB can be controlled using an IR cable (IR-P01-R) and recommended remote controller. The NJR-P01UC-TR can be powered via PoE-supported 10GbE switch over a twisted pair cable; this feature eliminates the need for AC adapter. This product can be used in combination with IDK's other SDVoE supported products.

NJR-P01UF-TR

NJR-P01UC-TR

CERTIFIED

BIDIRECTIONAL TRANSMISSION

VISUALLY LOSSLESS

ZERO FRAME LATENCY

VIDEO SCALING

USB HID

PoE

EMBEDDING/DE-EMBEDDING

EDID EMULATION

### Features

- Up to 4K@60 (4:4:4)
- HDCP 1.4/2.2
- Up to 300 m (Multimode fiber)
- Up to 10 km (Singlemode fiber)
- Up to 100 m (CAT6A)
- Transmitting and receiving signals simultaneously
- Control from IR controller

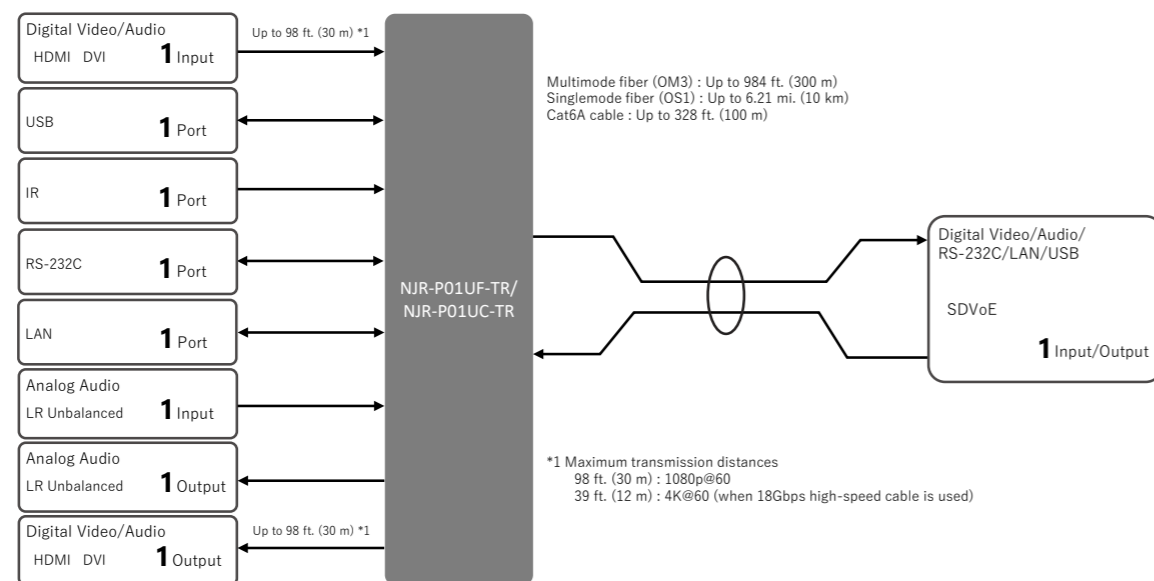
### General

Dimensions	8.3 (W) × 1.2 (H) × 5.5 (D)" (210 (W) × 30 (H) × 140 (D) mm) (Excluding connectors and the like)
Power consumption	14 W (Fiber model) PoE: 17 W, DC 12 V: 17 W (CAT model)
Weight	2.2 lbs. (1.0 kg)

### Optional

Model Number	Description
SFP-L10GSR	SFP+ transceiver: Multimode fiber
SFP-L10GLR	SFP+ transceiver: Singlemode fiber

### Connection Diagram



4K@60 Wallplate HDMI Transceiver (Fiber/CAT model)

# NJR-P01UFW-TR / NJR-P01UCW-TR

Fiber model CAT model



The NJR-P01UFW-TR and NJR-P01UCW-TR are an wallplate type transceiver for transmitting and receiving 4K@60 HDMI signals simultaneously over a 10GbE AV over IP network via fiber optic cables or twisted pair cable. Using a twisted pair cable video can be extended up to 328 ft. (100 m). Bidirectional RS-232C communication, LAN, USB (HID) data can be carried over the same fiber optic cable or twisted pair cable for extension. The NJR-P01UCW-TR is PoE enabled and can draw its power directly from a PoE supported 10GbE network switch which eliminates the need for a separate or external power supply. This product can be used in combination with IDK's other SDVoE supported products.

NJR-P01UFW-TR

\*SFP modules are sold separately.

NJR-P01UFW-TR-B

NJR-P01UCW-TR

NJR-P01UCW-TR-B

CERTIFIED

BIDIRECTIONAL TRANSMISSION

VISUALLY LOSSLESS

ZERO FRAME LATENCY

VIDEO SCALING

USB HID

PoE

EMBEDDING/DE-EMBEDDING

EDID EMULATION

CONNECTION RESET

### Features

- Up to 4K@60 (4:4:4)
- HDCP 1.4/2.2
- Up to 300 m (Multimode fiber)
- Up to 10 km (Singlemode fiber)
- Up to 100 m (CAT6A)
- Transmitting and receiving signals simultaneously
- Videowall and Multiview
- PoE+ (IEEE 802.3at)

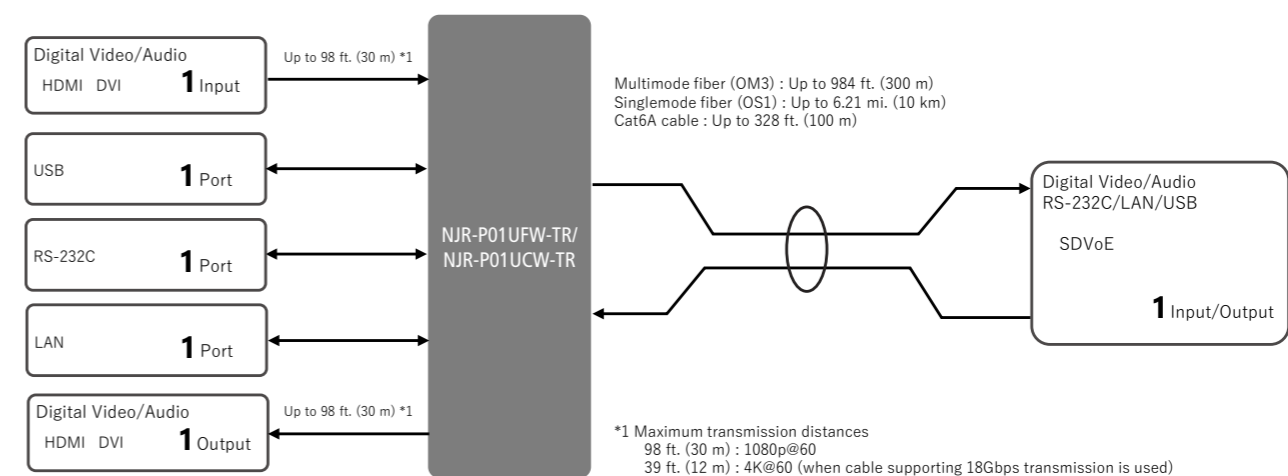
### General

Dimensions	6.4 (W) × 4.5 (H) × 2.1 (D)" (162 (W) × 114.3 (H) × 52.8 (D) mm) (Excluding connectors and the like)
Power consumption	12 W (Fiber model) PoE: 14 W, DC 5 V: 14 W (CAT model)
Weight	1.8 lbs. (0.8 kg)

### Optional

Model Number	Description
SFP-L10GSR	SFP+ transceiver: Multimode fiber
SFP-L10GLR	SFP+ transceiver: Singlemode fiber

### Connection Diagram



4K@60 HDMI Transceiver, Rugged Chassis (Fiber/CAT model)

# NJR-P01UFR-TR / NJR-P01UCR-TR

Fiber model CAT model



The NJR-P01UFR-TR and NJR-P01UCR-TR are an transceiver for transmitting and receiving 4K@60 HDMI signals simultaneously over a 10GbE AV over IP network via fiber optic cables and twisted pair cables. The transceiver incorporates robust Neutrik connectors and a ruggedized chassis to accommodate event/staging market needs. The NJR-P01UCR-TR can be powered via PoE-supported 10GbE switch over a twisted pair cable; this feature eliminates the need for AC adapter. This product can be used in combination with IDK's SDVoE supported products.

NJR-P01UFR-TR

NJR-P01UCR-TR

NETGEAR AV  
CERTIFIED

BIDIRECTIONAL  
TRANSMISSION

VISUALLY  
LOSSLESS

ZERO FRAME  
LATENCY

VIDEO  
SCALING

PoE

EMBEDDING/  
DE-EMBEDDING

EDID  
EMULATION

CONNECTION  
RESET

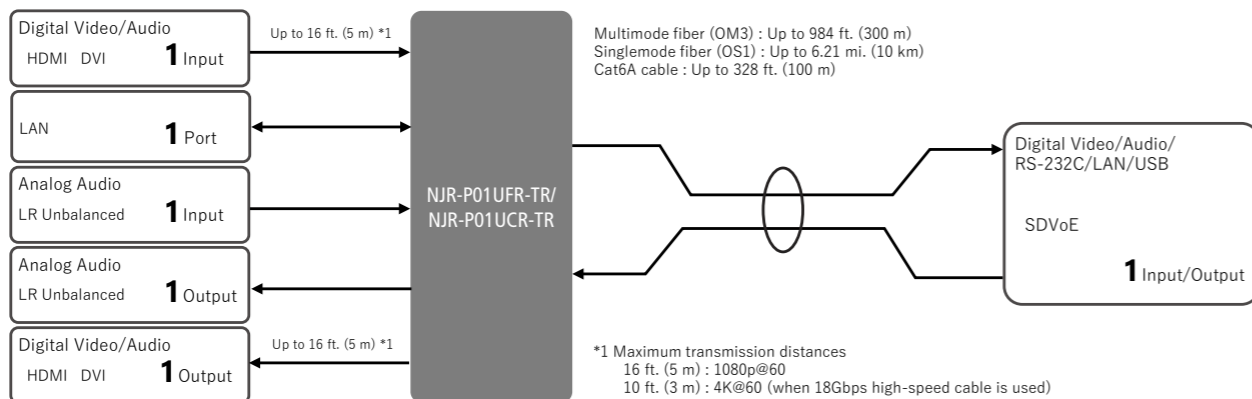
### Features

- Rugged chassis for Event/Staging
- Up to 4K@60 (4:4:4)
- HDCP 1.4/2.2
- Up to 300 m (Multimode fiber)
- Up to 10 km (Singlemode fiber)
- Up to 100 m (CAT6A)
- Transmitting and receiving signals simultaneously
- Neutrik connectors

### General

Dimensions	9.7 (W) × 1.7 (H) × 11.4 (D)" (246 (W) × 44 (H) × 290 (D) mm) (Excluding connectors and the like)
Power consumption	About 12 W (Fiber model) PoE: 15 W, AC 100 V - 240 V: 15 W (CAT model)
Weight	4.9 lbs. (2.2 kg) (Fiber model) 5.1 lbs. (2.3 kg) (CAT model)

### Connection Diagram



4K@60 HDMI Encoder/Decoder (Fiber/CAT model)

# NJR-P01UF / NJR-P01UC

Fiber model CAT model



The NJR-P01UF and NJR-P01UC are an AV over IP solution for high definition signal transmission via fiber optic cables or category cables. This 4K solution leverages 10 Gb Ethernet switches and enables signal management of 4K@60 (4:4:4) signals with zero frame latency. USB HID class is also supported for KVM extension application. Additionally, via the NJR-P01UF and NJR-P01UC, the NJR-CTB can be controlled using an IR cable (IR-P01-R) and recommended remote controller. The NJR-P01UF and NJR-P01UC feature LAN/RS-232C bidirectional communication. The NJR-P01UC can be powered from PoE-supported 10 GbE switch over a Category cable; this feature eliminates the need for AC adapter. This product can be used in combination with IDK's SDVoE supported products.

NJR-P01UF-T/NJR-P01UC-T

NJR-P01UF-T

NJR-P01UC-T

NJR-P01UF-R/NJR-P01UC-R

NJR-P01UF-R

NJR-P01UC-R

\*SFP modules are sold separately.

NETGEAR AV  
CERTIFIED

VISUALLY  
LOSSLESS

ZERO FRAME  
LATENCY

VIDEO  
SCALING

USB  
HID

PoE

EDID  
EMULATION

CONNECTION  
RESET

### Features

- Up to 4K@60 (4:4:4)
- HDCP 1.4/2.2
- Up to 300 m (Multimode fiber)
- Up to 10 km (Singlemode fiber)
- Up to 100 m (CAT6A)
- Seamless (freeze)/KVM switching
- Videowall and Multiview
- DC 12 to 48 V power input
- PoE+ (IEEE 802.3at) (CAT model)

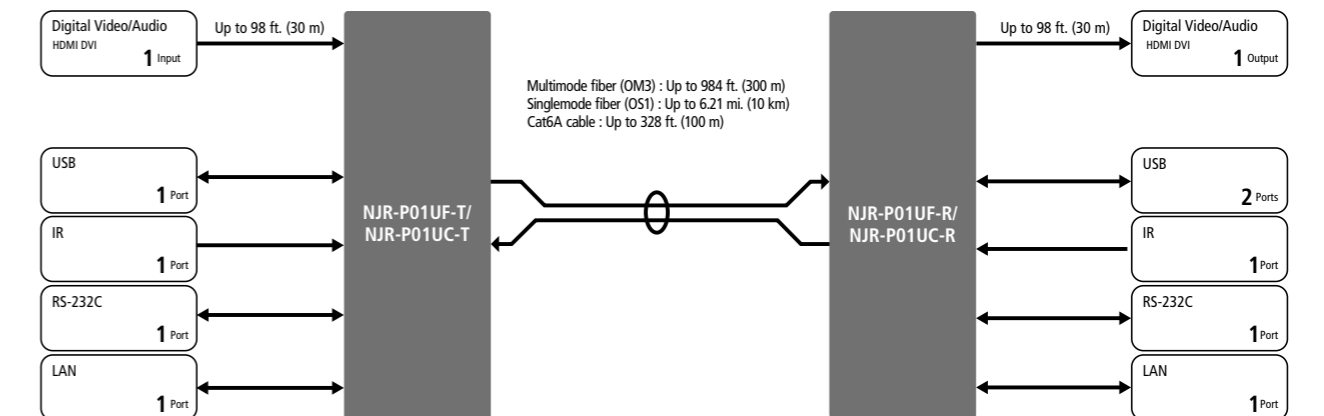
### General

Dimensions	4.2 (W) × 1.1 (H) × 7.1 (D)" (106 (W) × 28 (H) × 180 (D) mm) (Fiber model), 4.2 (W) × 1.1 (H) × 7.9 (D)" (106 (W) × 28 (H) × 200 (D) mm) (CAT model), (Quarter rack wide, thin type) (Excluding connectors and the like)
Power consumption	About 8 W (NJR-P01UF-T), About 10 W (NJR-P01UF-R), About 11 W (NJR-P01UC-T), About 13 W (NJR-P01UC-R)
Weight	1.5 lbs. (0.7 kg) (Fiber model), 1.8 lbs. (0.8 kg) (CAT model)

### Optional

Model Number	Description
SFP-L10GSR	SFP+ transceiver: Multimode fiber
SFP-L10GLR	SFP+ transceiver: Singlemode fiber

### Connection Diagram





4K@60 Wallplate HDMI Encoder (Fiber/CAT model)

# NJR-P01UFW-T / NJR-P01UCW-T

Fiber model CAT model



The NJR-P01UFW-T and The NJR-P01UCW-T are an AV over IP wallplate encoder for high definition signal transmission via fiber optic cables or category cables. This 4K solution leverages 10 Gb Ethernet switches and enables signal management of 4K@60 (4:4:4) signals with zero latency. The NJR-P01UFW-T and NJR-P01UCW-T features RS-232C bidirectional communication, LAN transmission, and KVM extension. The NJR-P01UCW-T can be powered from PoE-supported 10GbE switch over a Category cable; this feature eliminates the need for AC adapter. This product can be used in combination with other IDK's SDVoE supported products.



### Features

- Up to 4K@60 (4:4:4)
- HDCP 1.4/2.2
- Up to 300 m (Multimode fiber)
- Up to 10 km (Singlemode fiber)
- Up to 100 m (CAT6A)
- Seamless (freeze)/KVM switching
- Videowall and Multiview
- DC 12 to 48 V power input (Fiber model)
- PoE+ (IEEE 802.3at) (CAT model)

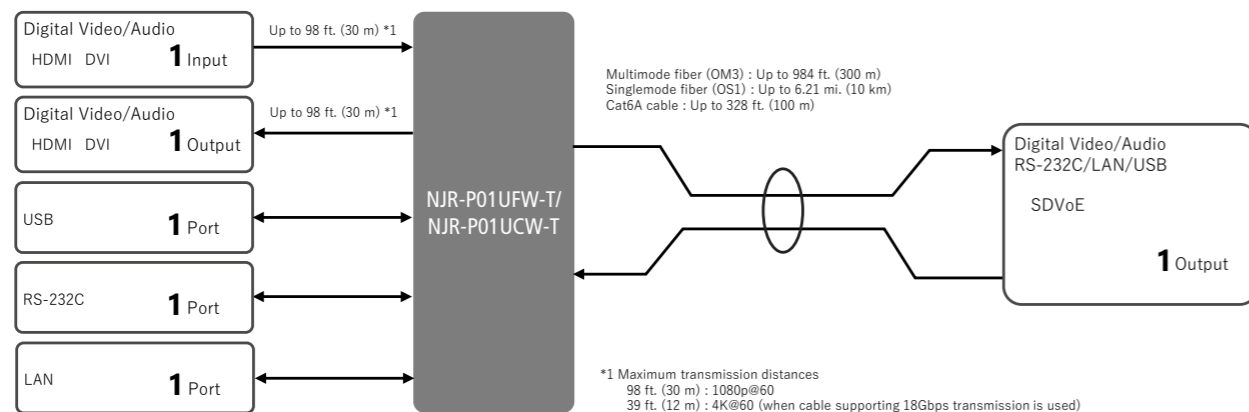
### General

Dimensions	6.4 (W) × 4.5 (H) × 2.1 (D)" (162 (W) × 114.3 (H) × 52.8 (D) mm) (Excluding connectors and the like)
Power consumption	9 W (Fiber model) PoE: 12 W, DC 5 V: 12 W (CAT model)
Weight	1.8 lbs. (0.8 kg)

### Optional

Model Number	Description
SFP-L10GSR	SFP+ transceiver: Multimode fiber
SFP-L10GLR	SFP+ transceiver: Singlemode fiber

### Connection Diagram



\*1 Maximum transmission distances  
98 ft. (30 m) : 1080p@60  
39 ft. (12 m) : 4K@60 (when cable supporting 18Gbps transmission is used)


4K@60 HDMI Encoder/Decoder (Fiber/CAT model)

# NJR-L01UF / NJR-L01UC

Fiber model CAT model



The NJR-L01UF and NJR-L01UC are an AV over IP encoder/decoder set for transmitting HDMI signals via fiber optic cables or twisted pair cable (CAT6A). The NJR supports video resolutions up to 4K@60 (4:4:4), and is HDCP 2.2 compliant. This product can be used in combination with IDK's SDVoE supported products.



### Features

- Up to 4K@60 (4:4:4)
- HDCP 1.4/2.2
- Up to 300 m (Multimode fiber)
- Up to 10 km (Singlemode fiber)
- Up to 100 m (CAT6A)
- LAN and RS-232C transmission

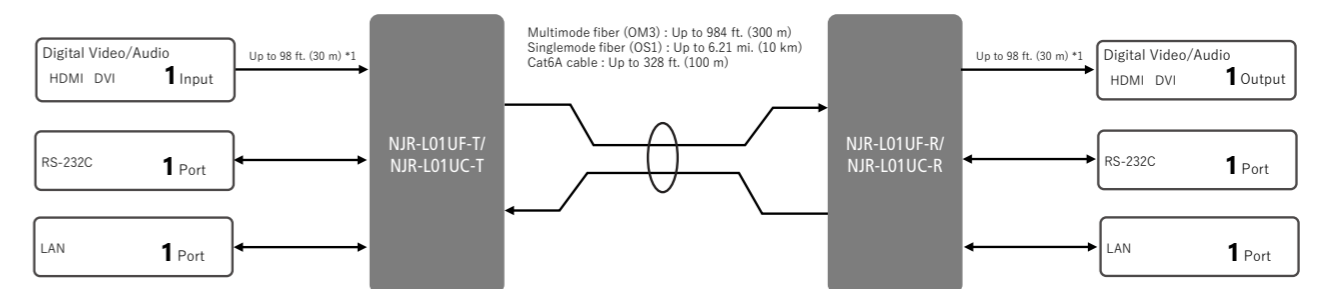
### General

Dimensions	4.2 (W) × 1.1 (H) × 4.7 (D)" (106 (W) × 28 (H) × 120 (D) mm) (Excluding connectors and the like)
Power consumption	About 7 W (Fiber model) About 9 W (CAT model)
Weight	1.1 lbs. (0.5 kg)

### Optional

Model Number	Description
SFP-L10GSR	SFP+ transceiver: Multimode fiber
SFP-L10GLR	SFP+ transceiver: Singlemode fiber

### Connection Diagram



\*1 Maximum transmission distances  
98 ft. (30 m) : 1080p@60  
39 ft. (12 m) : 4K@60 (when 18Gbps high-speed cable is used)

4K@60 HDMI Encoder with 1 Input and 3/5 Outputs

# NJR-L13UC-T / NJR-L15UC-T

NJR-13UC-T NJR-15UC-T




The NJR-L13UC-T(encoder)/NJR-L15UC-T(encoder) are AV over IP endpoints with EDID emulator for transmitting HDMI signals over a twisted pair cable. It supports 4K@60 signals and is HDCP 2.2 compliant. The NJR-L13UC-T includes three distribution outputs while the NJR-L15UC-T have five distribution outputs. The distribution outputs of the encoders are HDMI output(s) and 10GbE outputs, and those on the decoders are HDMI output only. The NJR-L also features LAN/RS-232C bidirectional communication. This product can be used in combination with other IDK SDVoE supported products.



NJR-L13UC-T

NJR-L15UC-T



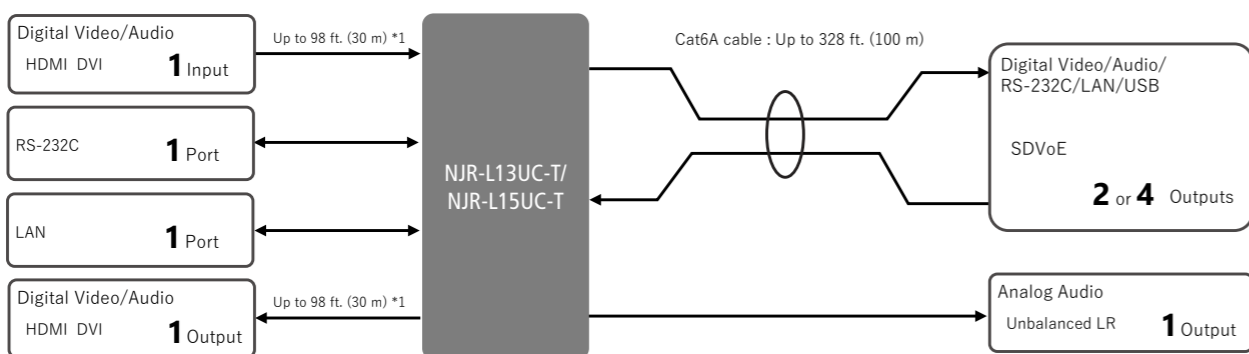
### Features

- 1x3/5 DA (1xHDMI and 2/4x10GbE CAT)
- Up to 4K@60 (4:4:4)
- HDCP 1.4/2.2
- Up to 100 m (CAT6A)
- LAN and RS-232C transmission

### General

Dimensions	8.3 (W) × 1.7 (H) × 11.8 (D)" (210 (W) × 42 (H) × 300 (D) mm) (Excluding connectors and the like)
Power consumption	27.6 W (NJR-L13UC-T) 43.2 W (NJR-L15UC-T)
Weight	5.1 lbs. (2.3 kg) (NJR-L13UC-T) 5.3 lbs. (2.4 kg) (NJR-L15UC-T)

### Connection Diagram



\*1 Maximum transmission distances  
98 ft. (30 m) : 1080p@60  
39 ft. (12 m) : 4K@60 (when 18Gbps high-speed cable is used)

4K@60 HDMI Decoder with 1 Input and 3/5 Outputs

# NJR-L13UC-R / NJR-L15UC-R

NJR-13UC-R NJR-15UC-R




The NJR-L13UC-R(decoder)/NJR-L15UC-R(decoder) are AV over IP endpoints with EDID emulator for transmitting HDMI signals over a twisted pair cable. It supports 4K@60 signals and is HDCP 2.2 compliant. The NJR-L13UC-R includes three distribution outputs while the NJR-L15UC-R have five distribution outputs. The distribution outputs of the encoders are HDMI output(s) and 10GbE outputs, and those on the decoders are HDMI output only. The NJR-L also features LAN/RS-232C bidirectional communication. This product can be used in combination with other IDK SDVoE supported products.



NJR-L13UC-R

NJR-L15UC-R



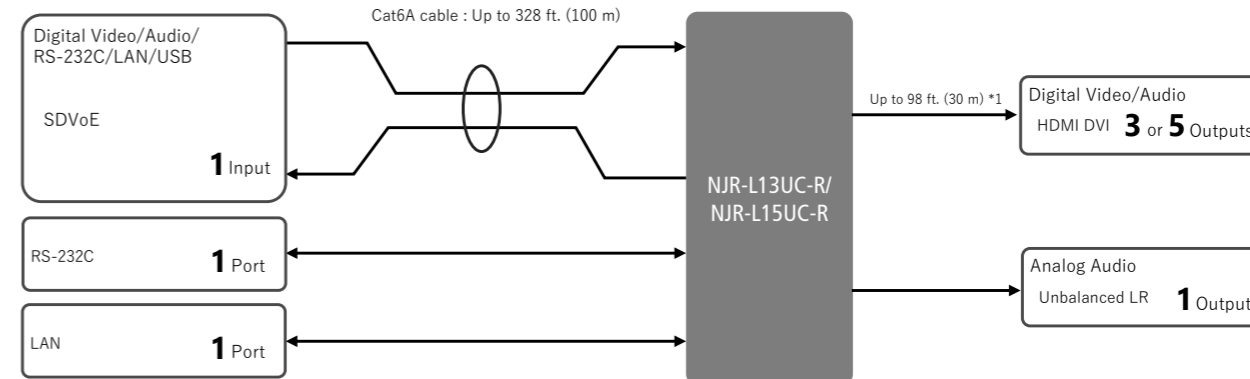
### Features

- 1x3/5 DA (3/5xHDMI)
- Up to 4K@60 (4:4:4)
- HDCP 1.4/2.2
- Up to 100 m (CAT6A)
- LAN and RS-232C transmission

### General

Dimensions	8.3 (W) × 1.7 (H) × 11.8 (D)" (210 (W) × 42 (H) × 300 (D) mm) (Excluding connectors and the like)
Power consumption	20.8 W (NJR-L13UC-R) 25.6 W (NJR-L15UC-R)
Weight	4.9 lbs. (2.2 kg)

### Connection Diagram



\*1 Maximum transmission distances  
98 ft. (30 m) : 1080p@60  
39 ft. (12 m) : 4K@60 (when 18Gbps high-speed cable is used)

NDI to SDVoE Encoder for Transmitting High Bandwidth NDI Signals

# NJR-P01FNF-T



The NJR-P01FNF-T is an AV over IP encoder for converting NDI signals to SDVoE signals and transmitting video, audio, RS-232C, and LAN for a long haul via fiber optic cables. The NJR supports NDI High Bandwidth and video resolutions up to 1080p@60. This product can be used in combination with other SDVoE products within IDK's product portfolio.



### Features

- NDI to SDVoE bridge
- NDI High Bandwidth
- Videowall and Multiview

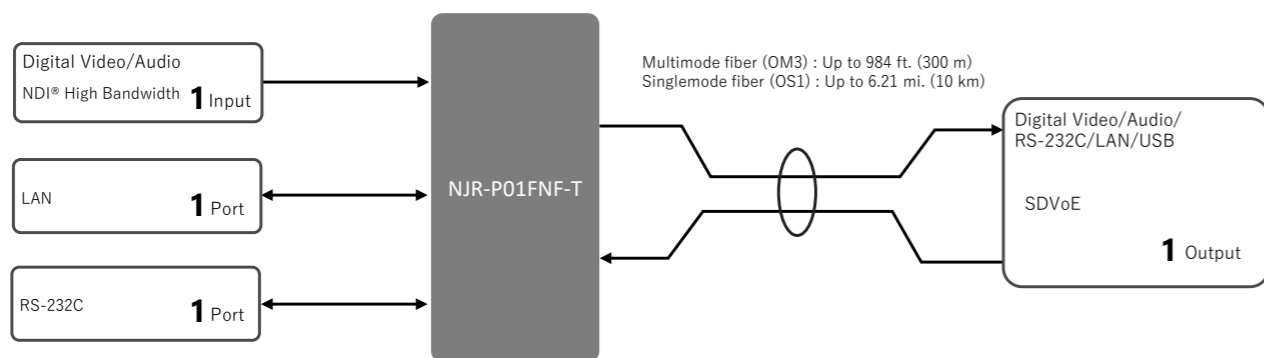
### General

Dimensions	8.3 (W) × 1.2 (H) × 5.5 (D)" (210 (W) × 30 (H) × 140 (D) mm) (Excluding connectors and the like)
Power consumption	12 W
Weight	2.2 lbs. (1.0 kg)

### Optional

Model Number	Description
SFP-L10GSR	SFP+ transceiver: Multimode fiber
SFP-L10GLR	SFP+ transceiver: Singlemode fiber

### Connection Diagram



Dante Audio Bridge Interface

# NJR-AB08DAN



The NJR-AB08DAN transcodes audio signal directly between the IP-NINJAR and Dante protocol environments. Audio signal transport is enabled from NJR encoders to Dante devices and from Dante device to NJR decoders. The NJR-AB08DAN can receive up to four audio streams from IPNINJAR encoders and output up to eight channels in Dante protocol. The bridge can also accept up to 8-channel audio from Dante sources, outputting IP-NINJAR protocol in up to four audio streams. Audio can be set from the NJR-CTB. This product can be used in combination with IDK's SDVoE supported products.



\*SFP modules are sold separately.

### Features

- SDVoE from/to Dante bridge
- De-embedding up to 8 ch. Dante audio
- Embedding up to 8 ch. Dante audio
- Receiving up to 4 SDVoE streams simultaneously
- Channels are expandable by adding multiple units

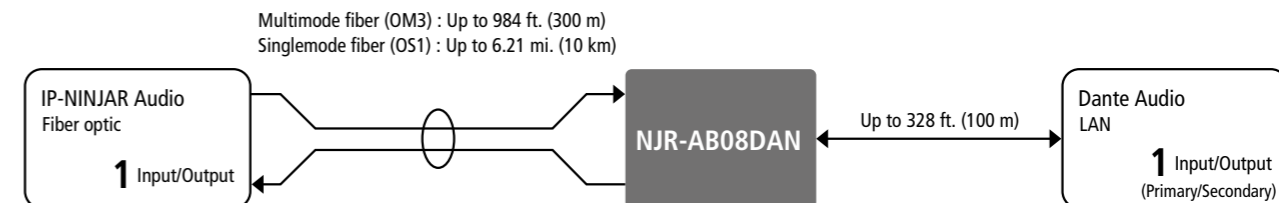
### General

Dimensions	8.3 (W) × 1.2 (H) × 3.9 (D)" (210 (W) × 30 (H) × 100 (D) mm) (Half rack wide, thin type) (Excluding connectors and the like)
Power consumption	About 10 W
Weight	1.5 lbs. (0.7 kg)

### Optional

Model Number	Description
SFP-L10GSR	SFP+ transceiver: Multimode fiber
SFP-L10GLR	SFP+ transceiver: Singlemode fiber

### Connection Diagram




# 3G/HD/SD-SDI Encoder NJR-T01SDI



The NJR-T01SDI is a 3G/HD/SD-SDI input-compliant AV over IP encoder. It transmits SDI input signals and audio for a long-haul transmission over fiber optic cables. The NJR-T01SDI features local monitor output which enables video recording and preview output using an HDMI monitor. It also offers RS-232C bidirectional communication and 1G network transmission. This product can be used in combination with other IDK's SDVoE supported products.



\*SFP modules are sold separately.



### Features

- 3G/HD/SD-SDI
- 3G-SDI Level B
- Up to 1080p
- 1×3 DA (HDMI, SDI, and SDVoE)
- Zero frame latency
- Seamless switching (freeze)
- Videowall and Multiview

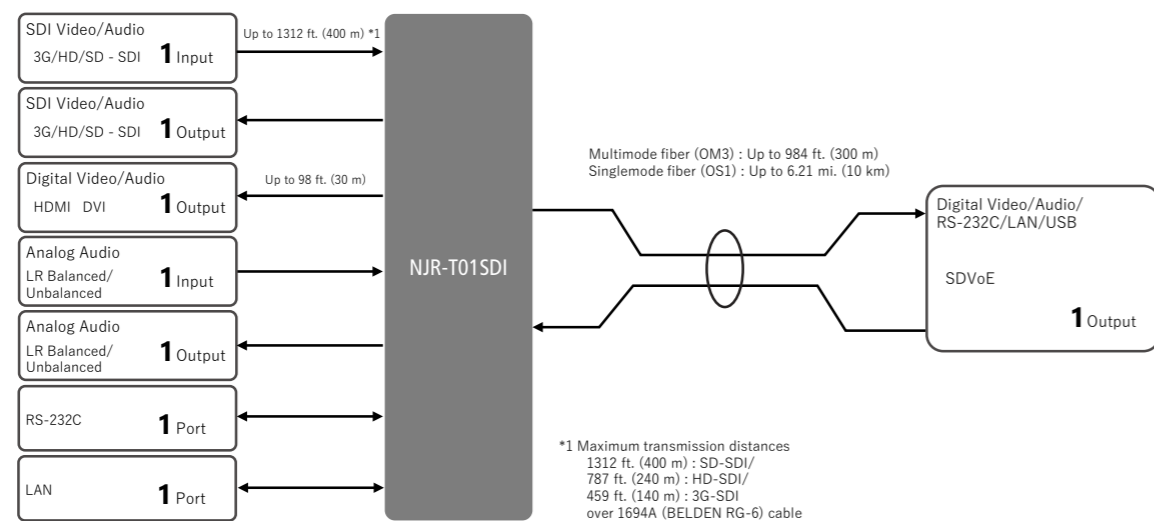
### General

Dimensions	8.3 (W) × 1.7 (H) × 5.5 (D)" (210 (W) × 44 (H) × 140 (D) mm) (Half rack wide, 1U high) (Excluding connectors and the like)
Power consumption	About 15 W
Weight	2.9 lbs. (1.3 kg)

### Optional

Model Number	Description
SFP-L10GSR	SFP+ transceiver: Multimode fiber
SFP-L10GLR	SFP+ transceiver: Singlemode fiber


### Connection Diagram



# IP-NINJAR Management Platform NJR-CTB



The NJR-CTB is an advanced control box that expands the possibility for IP-NINJAR products. The NJR-CTB automatically recognizes IP-NINJAR units which are connected in a network, monitors status, configures videowall, multiview, and other settings. This product can be used in combination with IDK's SDVoE supported products.



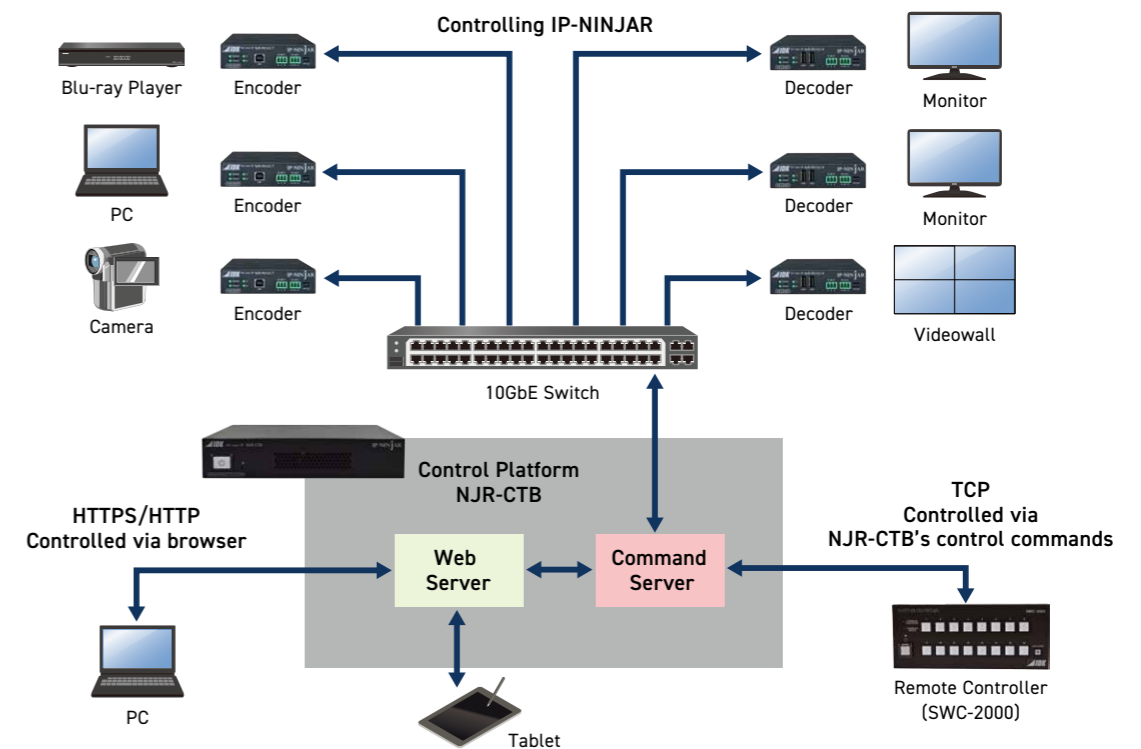
### Features

- Managing up to 512 ch.
- Control from external controller
- Control external device
- Failover and redundancy
- SSL encrypted connection

### General

Dimensions	8.3 (W) × 1.7 (H) × 5.9 (D)" (210 (W) × 42 (H) × 150 (D) mm) (Excluding connectors and the like)
Power consumption	About 18 W
Weight	2.4 lbs. (1.1 kg)

### Connection Diagram



# DIGITAL MULTI SWITCHER

## Video

Series / Model		Resolution			HDCP		SDVoE		HDBaseT			Analog	Bitmap
		4K@60 (4:4:4)	4K@30	1080p	2.2	1.4	Input	Output	Input	Output	PoH	Input	
MSD-V6 Series	MSD-V6UF SDVoE Output Fiber model	✓	✓	✓	✓	✓	Optional	✓	Optional	N/A	In: Optional Out: N/A	N/A	✓
	MSD-V6UC SDVoE Output CAT model	✓	✓	✓	✓	✓	Optional	✓	Optional	N/A	In: Optional Out: N/A	N/A	✓
	MSD-V6UT HDBaseT Output model	✓*	✓	✓	✓	✓	Optional	N/A	Optional	✓	In: Optional Out: N/A	N/A	✓
MSD-V4 Series	MSD-V4U Standard model	✓	✓	✓	✓	✓	N/A	N/A	N/A	N/A	N/A	N/A	✓
	MSD-V4UC SDVoE Output CAT model	✓	✓	✓	✓	✓	N/A	✓	N/A	N/A	N/A	N/A	✓
	MSD-V4UT HDBaseT Output model	✓*	✓	✓	✓	✓	N/A	N/A	N/A	✓	N/A	N/A	✓
MSD-S5 Series		N/A	N/A	✓	N/A	✓	N/A	N/A	N/A	✓	N/A	✓	✓
MSD-S7 Series		N/A	N/A	✓	N/A	✓	N/A	N/A	N/A	✓	N/A	✓	✓
MSD-701AMP		N/A	N/A	✓	N/A	✓	N/A	N/A	✓	✓	In: ✓ Out: N/A	✓	✓
MSD-62 Series		N/A	✓	✓	N/A	✓	N/A	N/A	✓	✓	In: ✓ Out: N/A	✓	✓

\*HDBaseT output: Up to 4K@60 (4:2:0)

## Audio

## Control

Automatic switching	PinP	Seamless switching	Connection reset	Anti-Snow	Signal			Power Amp	DSP	Lip Sync	WEB GUI	Control IN		Control OUT		LAN Pass Through
					Un-balanced	Balanced	Dante					LAN RS-232C	Contact Closure	LAN RS-232C		
✓	✓	✓	✓	✓	✓	✓	Optional	N/A	N/A	✓	✓	✓	✓	✓	✓	✓
✓	✓	✓	✓	✓	✓	✓	Optional	N/A	N/A	✓	✓	✓	✓	✓	✓	✓
✓	✓	✓	✓	✓	✓	✓	Optional	N/A	N/A	✓	✓	✓	✓	✓	✓	✓
✓	✓	✓	✓	✓	✓	✓	N/A	N/A	N/A	✓	✓	✓	✓	✓	✓	N/A
✓	✓	✓	✓	✓	✓	✓	N/A	N/A	N/A	✓	✓	✓	✓	✓	✓	✓
✓	✓	✓	✓	✓	✓	✓	N/A	N/A	N/A	✓	✓	✓	✓	✓	✓	✓
✓	✓	✓	✓	✓	✓	✓	N/A	N/A	N/A	✓	✓	✓	✓	✓	✓	✓
✓	✓	✓	✓	✓	✓	✓	N/A	N/A	N/A	✓	✓	✓	✓	✓	✓	✓
✓	✓	✓	✓	✓	✓	✓	N/A	N/A	N/A	✓	✓	✓	✓	✓	✓	✓
✓	✓	✓	✓	✓	✓	✓	N/A	N/A	N/A	✓	✓	✓	✓	✓	✓	✓

**HDCP**

A digital copy protection form developed by Intel. IDK's 4K@60 (4:4:4) products support HDCP 2.2 and HDCP 1.4 while up to 4K@30 products support HDCP 1.4.

**SDVoE**

Software Defined Video over Ethernet. An AV over IP platform for 4K video distribution and control.

**HDBaseT**

A connectivity standard defined by the HDBaseT Alliance. This signal extension technology is for transporting HDMI audio, video, Ethernet, DC power, and control signals via twisted pair cable.

**Bitmap**

BITMAP images can be registered to a switcher. Display mode, size, position, transparent display, background color can be customized.

**Anti-Snow**

Automatically fixes snow that is a specific symptom of HDCP-compliant signals and mainly occurs at start-up.

**Dante**

An audio over IP standard defined by Audinate. It delivers uncompressed, low latency, high resolution, multi-channel digital audio distribution over IP networks.

**Power Amp / DSP**

Products with Power amplifier or Digital Signal Processor provide audio processing, such as feedback suppressor, equalizer, and power amplifier.

**Lip Sync**

Matches lip movements in a picture (video) with voice (audio).

**Automatic Switching**

Automatically switches video when video input is detected. It increases usability for conference systems.

**PinP**

Picture-in-picture, displays multiple video signals simultaneously on a single screen.

**Seamless switching**

Provides a smooth video switching. Users do not see any distortion. The MSD series displays a black frame between switching.

**Connection reset**

Fixes unexpected HDCP authentication errors that otherwise must be recovered by physically disconnecting and reconnecting the digital cables between the MSD's output and sink devices.

**WEB GUI**

All configuration and setup are accessible via web browser.

**Control IN**

Controls switchers from a control processor either by LAN or RS-232C.

**Control OUT**

Controls external devices over LAN, RS-232C, or contact closure.

**LAN Pass Through**


Shows status of connected devices via LAN (SDVoE, HDBaseT).

4K@60 Digital Multi Switcher with 4 Inputs and 1 Output, (Standard/SDVoE Output/HDBaseT Output model)

# MSD-V41U



The MSD-V41U is a digital presentation switcher with built-in scalers and scan converters capable of sending and receiving UHD video resolutions. With four (4) HDMI/DVI video inputs, the series can accept a wide variety of video formats. Input video signals are output as HDMI signals at up to 4K@60 (4:4:4). The MSD-V41UC and MSD-V41UT distribute signals in HDMI format and either 10GbE (SDVoE) or HDBaseT simultaneously. With four (4) HDMI and one (1) analog audio inputs, input audio signals are distributed in digital audio and analog audio simultaneously. The MSD-V41U can be configured remotely using RS-232C or LAN. External devices can be controlled via RS-232C, LAN, CEC, or contact closure by registering control commands.



### Features

- 4 inputs and 1 output
- Up to 4K@60 (4:4:4)
- HDCP 1.4/2.2
- Built-in Scan Converter/Scaler
- Picture-in-Picture (2-window)
- Control external device
- Automatic input detection and switching

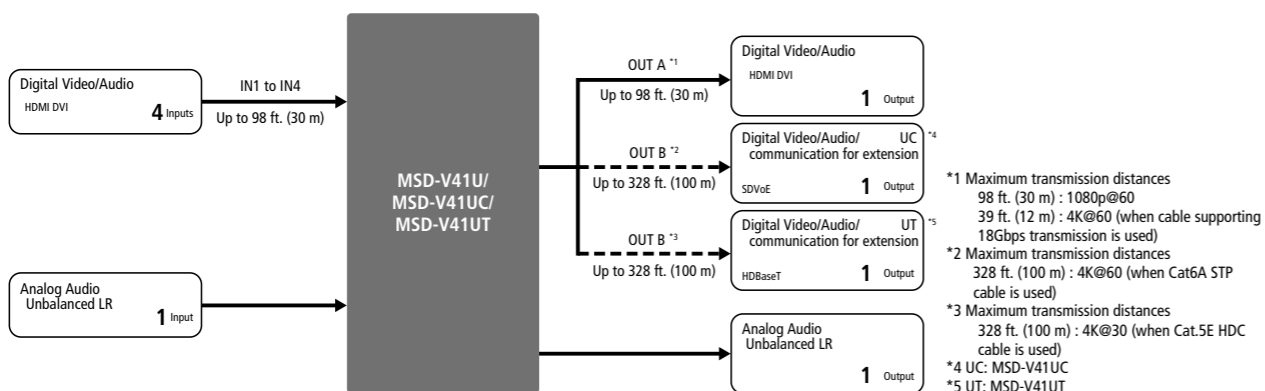
### General

Dimensions	8.3 (W) × 1.7 (H) × 9.8 (D)" (210 (W) × 42 (H) × 250 (D) mm) (Excluding connectors and the like)
Power consumption	28 W ~ 33 W
Weight	3.7 lbs. (1.7 kg) (MSD-V41U, MSD-V41UT), 4 lbs. (1.8 kg) (MSD-V41UC)

### Models

Model Number	Digital input	HDMI output	SDVoE output	HDBaseT output
MSD-V41U	4	1	0	0
MSD-V41UC	4	1	1	0
MSD-V41UT	4	1	0	1

### Connection Diagram




4K@60 Digital Multi Switcher with 4 Inputs and 2 Outputs, (Standard/SDVoE Output/HDBaseT Output model)

# MSD-V42U



The MSD-V42U is a digital presentation switcher with built-in scalers and scan converters capable of sending and receiving UHD video resolutions. With four (4) HDMI/DVI video inputs, the series can accept a wide variety of video formats. Input video signals are output as HDMI signals at up to 4K@60 (4:4:4). The MSD-V42UC and MSD-V42UT distribute signals in HDMI format and either 10GbE (SDVoE) or HDBaseT simultaneously. With four (4) HDMI and one (1) analog audio inputs, input audio signals are distributed in digital audio and analog audio simultaneously. The MSD-V42U can be configured remotely using RS-232C or LAN. External devices can be controlled via RS-232C, LAN, CEC, or contact closure by registering control commands.



### Features

- 4 inputs and 2 outputs
- Up to 4K@60 (4:4:4)
- HDCP 1.4/2.2
- Built-in Scan Converter/Scaler
- Picture-in-Picture (2-window)
- Control external device
- Automatic input detection and switching

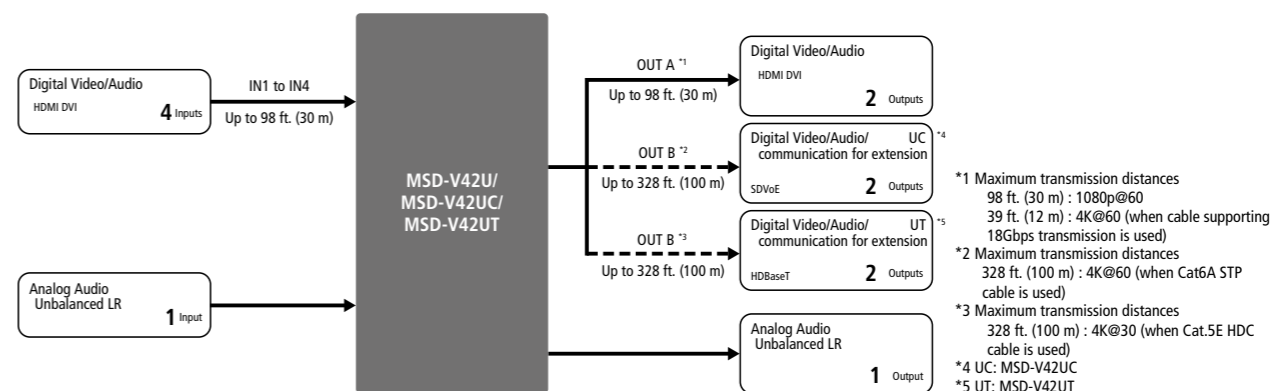
### General

Dimensions	8.3 (W) × 1.7 (H) × 9.8 (D)" (210 (W) × 42 (H) × 250 (D) mm) (Excluding connectors and the like)
Power consumption	35 W ~ 51 W
Weight	4 lbs. (1.8 kg) (MSD-V42U, MSD-V42UT), 4.2 lbs. (1.9 kg) (MSD-V42UC)

### Models

Model Number	Digital input	HDMI output	SDVoE output	HDBaseT output
MSD-V42U	4	2	0	0
MSD-V42UC	4	2	2	0
MSD-V42UT	4	2	0	2

### Connection Diagram




4K@60 Digital Multi Switcher with 6 Inputs and 1 Output, (SDVoE Output Fiber/CAT model)/(HDBaseT Output model)

# MSD-V61U



The MSD-V61U digital presentation switcher with built-in scalers and scan converters can send and receiving UHD video resolutions in a variety of protocols including AV over IP (SDVoE) and HDBaseT. With six (6) HDMI/DVI video inputs, this MSD-V61U can accept a wide variety of video formats, including HDCP content. Input video signals are output as HDMI signals at up to 4K@60, and these signals can be output simultaneously to optional 10GbE CAT(SDVoE)/10GbE FIBER(SDVoE)/HDBaseT for video extension. The MSD-V61U includes six (6) HDMI and two (2) analog audio inputs. For audio output, both digital and analog audio are supported and can be distributed simultaneously as well as embedded/deembedded for breakaway audio routing. Up to four (4) Dante inputs and four (4) Dante outputs can be added. The MSD-V61U can be configured and controlled remotely using RS-232C or LAN. External devices can be controlled via RS-232C, LAN, CEC, or contact closure by registering control commands.



### Features

- 6 inputs and 1 output
- Up to 4K@60 (4:4:4)
- HDCP 1.4/2.2
- Embedding/De-embedding Dante audio
- Picture-in-Picture (2-window)
- Control external device
- SDVoE/HDBaseT direct input option

### General

Dimensions	16.9 (W) × 1.7 (H) × 13.8 (D)" (430 (W) × 44 (H) × 350 (D) mm) (Excluding connectors and the like)
Power consumption	56 W ~ 59 W
Weight	10.4 lbs. (4.7 kg)

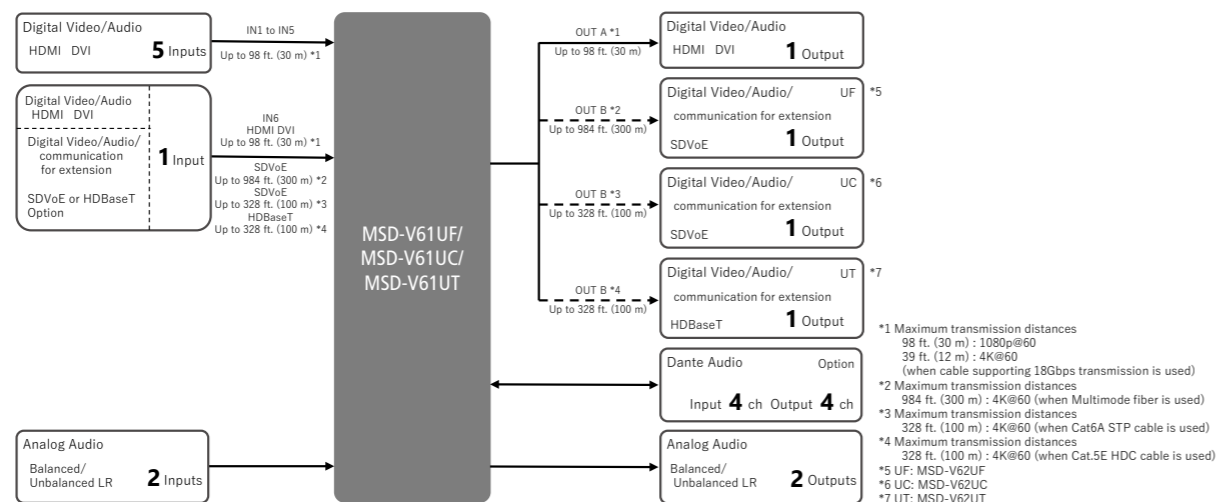
### Models

Model Number	Digital input	SDVoE input	HDBaseT input	HDMI output	SDVoE output	HDBaseT output
MSD-V61UF	6	1	0	1	1	0
MSD-V61UC	6	1	0	1	1	0
MSD-V61UT	6	0	1	1	0	1

### Optional

Category	Model Number	Description
SDVoE/HDBaseT Input Option	MSD-VIV1UF	SDVoE Modular Input Fiber model
	MSD-VIV1UC	SDVoE Modular Input CAT model
	MSD-VIV1UT	HDBaseT Modular Input
Dante Audio Option	MSD-VAB4D	Built-in Dante Unit with 4 Inputs and 4 Outputs
SFP+ Optical Transceiver	SFP-L10GSR	SFP+ transceiver: Multimode fiber
	SFP-L10GLR	SFP+ transceiver: Singlemode fiber

### Connection Diagram



4K@60 Digital Multi Switcher with 6 Inputs and 2 Outputs, (SDVoE Output Fiber/CAT model)/(HDBaseT Output model)

# MSD-V62U



The MSD-V62U digital presentation switcher with built-in scalers and scan converters can send and receiving UHD video resolutions in a variety of protocols including AV over IP (SDVoE) and HDBaseT. With six (6) HDMI/DVI video inputs, this MSD-V62U can accept a wide variety of video formats, including HDCP content. Input video signals are output as HDMI signals at up to 4K@60, and these signals can be output simultaneously to optional 10GbE CAT(SDVoE)/10GbE FIBER(SDVoE)/HDBaseT for video extension. The MSD-V62U includes six (6) HDMI and two (2) analog audio inputs. For audio output, both digital and analog audio are supported and can be distributed simultaneously as well as embedded/deembedded for breakaway audio routing. Up to four (4) Dante inputs and four (4) Dante outputs can be added. The MSD-V62U can be configured and controlled remotely using RS-232C or LAN. External devices can be controlled via RS-232C, LAN, CEC, or contact closure by registering control commands.



### Features

- 6 inputs and 2 outputs
- Up to 4K@60 (4:4:4)
- HDCP 1.4/2.2
- Embedding/De-embedding Dante audio
- Picture-in-Picture (2-window)
- Control external device
- SDVoE/HDBaseT direct input option

### General

Dimensions	16.9 (W) × 1.7 (H) × 13.8 (D)" (430 (W) × 44 (H) × 350 (D) mm) (Excluding connectors and the like)
Power consumption	68 W ~ 76 W
Weight	10.6 lbs. (4.8 kg)

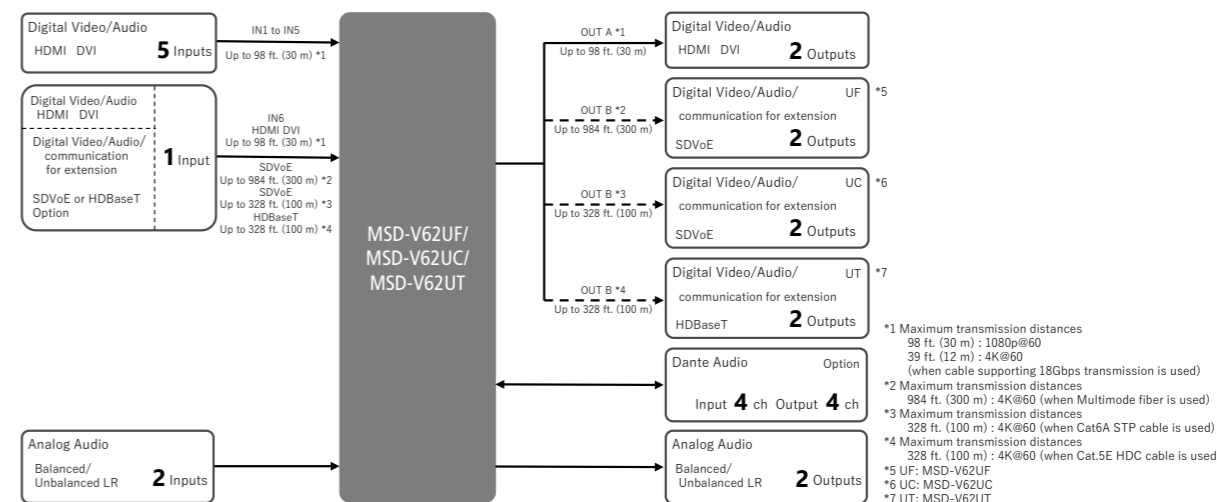
### Models

Model Number	Digital input	SDVoE input	HDBaseT input	HDMI output	SDVoE output	HDBaseT output
MSD-V62UF	6	1	0	2	2	0
MSD-V62UC	6	1	0	2	2	0
MSD-V62UT	6	0	1	2	0	2

### Optional

Category	Model Number	Description
SDVoE/HDBaseT Input Option	MSD-VIV1UF	SDVoE Modular Input Fiber model
	MSD-VIV1UC	SDVoE Modular Input CAT model
	MSD-VIV1UT	HDBaseT Modular Input
Dante Audio Option	MSD-VAB4D	Built-in Dante Unit with 4 Inputs and 4 Outputs
SFP+ Optical Transceiver	SFP-L10GSR	SFP+ transceiver: Multimode fiber
	SFP-L10GLR	SFP+ transceiver: Singlemode fiber

### Connection Diagram




Digital Multi Switcher with 5 Inputs & 1 Output

# MSD-S51



The MSD-S51 is a digital presentation switcher with five inputs and one output. For video, five digital and one analog inputs accept a wide variety of video formats including HDMI, DVI, RGB, and YPbPr. Input video signals are output to HDBaseT and HDMI signals simultaneously at up to QWXGA or 1080p. Two selected input video signals can be displayed on a single screen in picture-in-picture or side-by-side layout. The overlay bitmap function is also supported. The MSD-S51 includes five digital and three analog audio inputs and outputs audio to both of digital and analog connectors. Audio level of each input/output can be set individually. The Lip Sync function adjusts the gap between video and audio. The MSD-S51 can be configured remotely from RS-232C and LAN while external devices can be controlled via RS-232C, LAN, CEC, or contact closure by registering control commands. The waiting function helps you to send external commands after cooling time passes as power supply control of projectors or the like. External control commands can be executed from front buttons, RS-232C, or LAN; they can also be executed when input channel selection buttons or power supply button is operated.



### Features

- 5 inputs and 1 output
- Up to 1080p/QWXGA(RB)
- HDCP 1.4
- Multi-format inputs
- 1×2 DA (HDMI and HDBaseT)
- Picture-in-Picture (2-window)
- Automatic input detection and switching

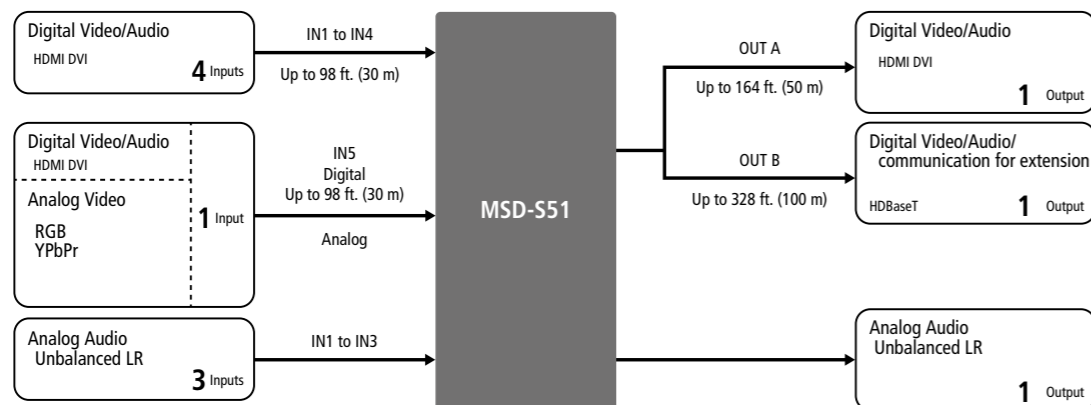
### General

Dimensions	16.9 (W) × 1.7 (H) × 11.8 (D)" (430 (W) × 44 (H) × 300 (D) mm) (1U high) (Excluding connectors and the like)
Power consumption	About 33 W
Weight	9 lbs. (4.1 kg)

### Models

Model Number	Digital input	Universal input	HDMI output	HDBaseT output
MSD-S51	4	1	1	1

### Connection Diagram




Digital Multi Switcher with 5 Inputs & 2 Outputs

# MSD-S52



The MSD-S52 is a digital presentation switcher with five inputs and two outputs. For video, five digital and one analog inputs accept a wide variety of video formats including HDMI, DVI, RGB, and YPbPr. Input video signals are output to HDBaseT and HDMI signals simultaneously at up to QWXGA or 1080p. Two selected input video signals can be displayed on a single screen in picture-in-picture or side-by-side layout. The overlay bitmap function is also supported. The MSD-S52 includes five digital and three analog audio inputs and outputs audio to both of digital and analog connectors. Audio level of each input/output can be set individually. The Lip Sync function adjusts the gap between video and audio. The MSD-S52 can be configured remotely from RS-232C and LAN while external devices can be controlled via RS-232C, LAN, CEC, or contact closure by registering control commands. The waiting function helps you to send external commands after cooling time passes as power supply control of projectors or the like. External control commands can be executed from front buttons, RS-232C, or LAN; they can also be executed when input channel selection buttons or power supply button is operated.



### Features

- 5 inputs and 2 outputs
- Up to 1080p/QWXGA(RB)
- HDCP 1.4
- Multi-format inputs
- 1×2 DA (HDMI and HDBaseT)
- Picture-in-Picture (2-window)
- Automatic input detection and switching

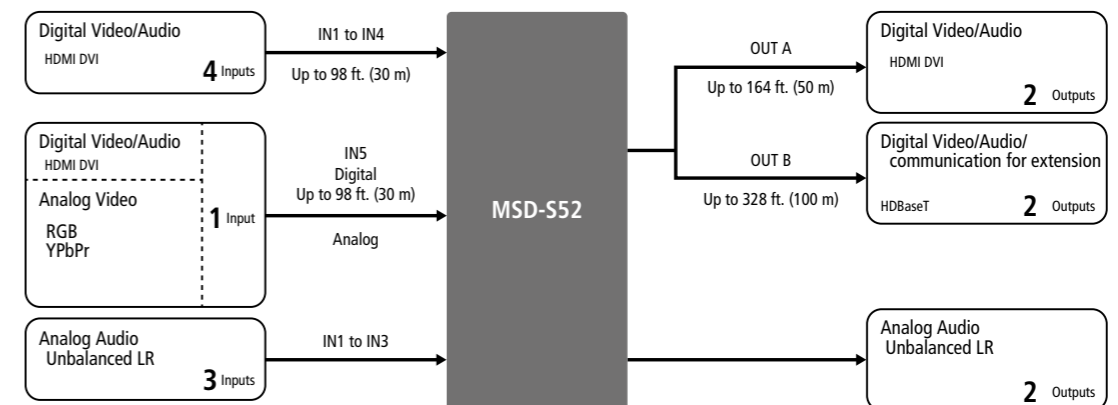
### General

Dimensions	16.9 (W) × 1.7 (H) × 11.8 (D)" (430 (W) × 44 (H) × 300 (D) mm) (1U high) (Excluding connectors and the like)
Power consumption	About 44 W
Weight	9 lbs. (4.1 kg)

### Models

Model Number	Digital input	Universal input	HDMI output	HDBaseT output
MSD-S52	4	1	2	2

### Connection Diagram



Digital Multi Switcher with 7 Inputs &amp; 1 Output

# MSD-S71



The MSD-S71 is a digital presentation switcher with seven inputs and one output. For video, seven digital and two analog inputs accept a wide variety of video formats including HDMI, DVI, RGB, and YPbPr. Input video signals are output to HDBaseT and HDMI signals simultaneously as up to QWXGA or 1080p. Two selected input video signals can be displayed on a single screen in picture-in-picture or side-by-side layout. The overlay bitmap function is also supported. The MSD-S71 includes seven digital and three analog audio inputs and outputs audio to both of digital and analog connectors. Audio level of each input/output can be set individually. The Lip Sync function adjusts the gap between video and audio. The MSD-S71 can be configured remotely from RS-232C and LAN while external devices can be controlled via RS-232C, LAN, CEC, or contact closure by registering control commands. The waiting function helps you to send external commands after cooling time passes as power supply control of projectors or the like. External control commands can be executed from front buttons, RS-232C, or LAN; they can also be executed when input channel selection buttons or power supply button is operated.



## Features

- 7 inputs and 1 output
- Up to 1080p/QWXGA(RB)
- HDCP 1.4
- Multi-format inputs
- 1×2 DA (HDMI and HDBaseT)
- Picture-in-Picture (2-window)
- Automatic input detection and switching

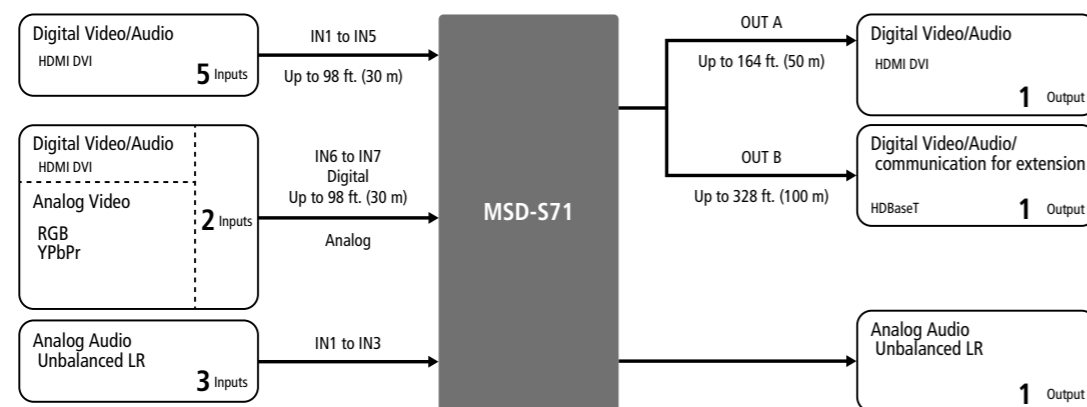
## General

Dimensions	16.9 (W) × 1.7 (H) × 11.8 (D)" (430 (W) × 44 (H) × 300 (D) mm) (1U high) (Excluding connectors and the like)
Power consumption	About 36 W
Weight	9 lbs. (4.1 kg)

## Models

Model Number	Digital input	Universal input	HDMI output	HDBaseT output
MSD-S71	5	2	1	1

## Connection Diagram




Digital Multi Switcher with 7 Inputs &amp; 2 Outputs

# MSD-S72



The MSD-S72 is a digital presentation switcher with seven inputs and two outputs. For video, seven digital and two analog inputs accept a wide variety of video formats including HDMI, DVI, RGB, and YPbPr. Input video signals are output to HDBaseT and HDMI signals simultaneously as up to QWXGA or 1080p. Two selected input video signals can be displayed on a single screen in picture-in-picture or side-by-side layout. The overlay bitmap function is also supported. The MSD-S72 includes seven digital and three analog audio inputs and outputs audio to both of digital and analog connectors. Audio level of each input/output can be set individually. The Lip Sync function adjusts the gap between video and audio. The MSD-S72 can be configured remotely from RS-232C and LAN while external devices can be controlled via RS-232C, LAN, CEC, or contact closure by registering control commands. The waiting function helps you to send external commands after cooling time passes as power supply control of projectors or the like. External control commands can be executed from front buttons, RS-232C, or LAN; they can also be executed when input channel selection buttons or power supply button is operated.



## Features

- 7 inputs and 2 outputs
- Up to 1080p/QWXGA(RB)
- HDCP 1.4
- Multi-format inputs
- 1×2 DA (HDMI and HDBaseT)
- Picture-in-Picture (2-window)
- Automatic input detection and switching

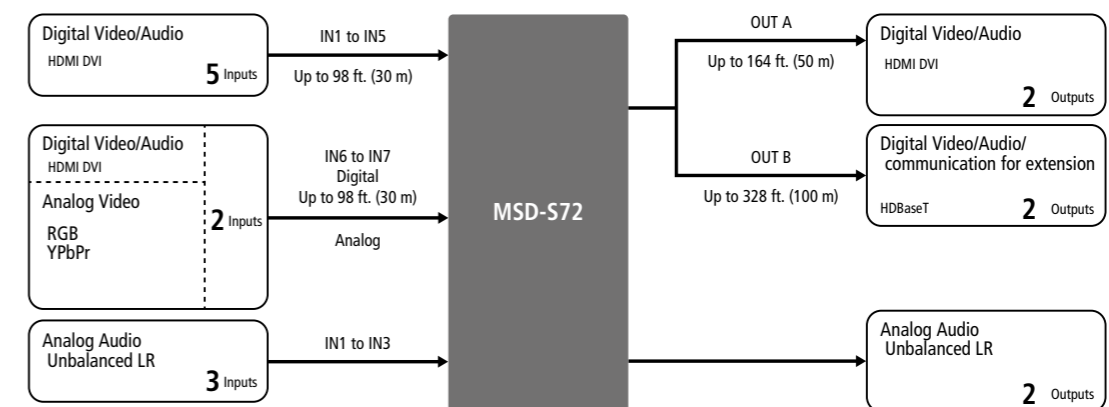
## General

Dimensions	16.9 (W) × 1.7 (H) × 11.8 (D)" (430 (W) × 44 (H) × 300 (D) mm) (1U high) (Excluding connectors and the like)
Power consumption	About 48 W
Weight	9 lbs. (4.1 kg)

## Models

Model Number	Digital input	Universal input	HDMI output	HDBaseT output
MSD-S72	5	2	2	2

## Connection Diagram



Digital Multi Switcher with 8 Inputs & 3 Outputs

# MSD-6203



The MSD-6203 is a high-performance digital multi switcher with a scan converter and up to 8 inputs and 3 outputs. For video input, 8 digital and 2 analog inputs are included and the following signals are supported: HDMI, DVI, HDBaseT, analog RGB, and analog YPbPr signals. HDBaseT input supports Power over HDBaseT (PoH) that can power the connected devices. Input video signals are converted to HDMI/DVI or HDBaseT signals and output at a resolution up to 4K@30. For audio input, 8 digital and 2 analog inputs are included. Selected audio signals are output to digital audio, and 1 of 8 digital audio outputs can be selected to be output as analog audio. The lip sync function corrects the gap between the video and audio. This switcher also has RS-232C and LAN ports as communication ports for control to enable you to set menus remotely. You can also control external devices that are connected to the MSD-6203 over RS-232C, LAN, CEC, or contact closure by registering external control commands. The waiting function helps you to send external commands after cooling time passes as power supply control of projectors or the like. External Control commands can be executed from front keys, RS-232C, or LAN; they can also be executed when input channel selection keys or power supply key is operated. Dante output is available as an optional extra. With the network audio, 64-channel at 48 kHz-sample frequency audio can be delivered over a LAN cable.



MSD-6203 Dan



**Features**

- 8 inputs and 3 outputs
- Up to 1080p/QWXGA(RB)
- 4K@30 mode is available
- HDCP 1.4
- Multi-format inputs
- Switch selectable output (HDMI/HDBaseT)
- De-embedding up to 64 ch. Dante audio
- Control external device

**General**

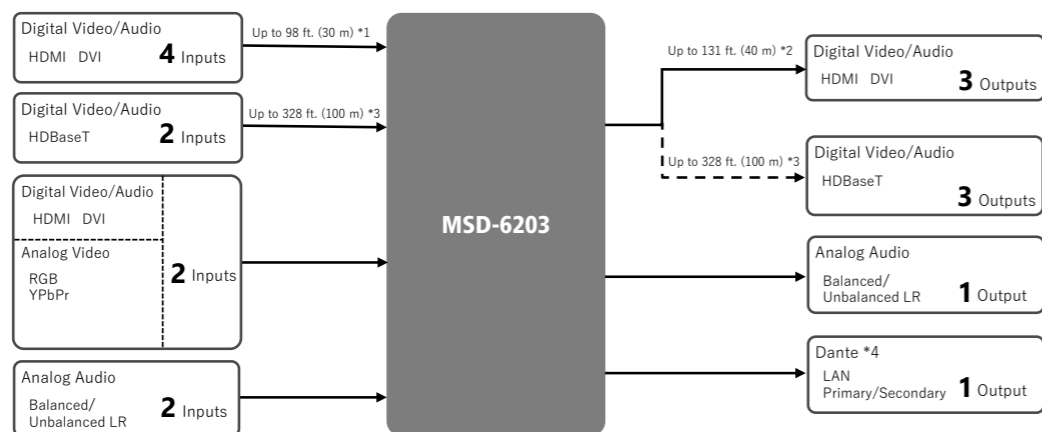
Dimensions	16.9 (W) × 3.5 (H) × 15.7 (D)" (430 (W) × 88 (H) × 400 (D) mm) (2U high) (Excluding connectors and the like)
Power consumption	About 118 Watts About 125 Watts with Dante (optional)
Weight	14.8 lbs. (6.7 kg), 15.4 lbs. (7 kg) with Dante (optional)

**Models**

Model Number	4K UHD input	HDBaseT input	Digital input	Universal input	HDMI output	HDBaseT output	Dante output*
MSD-6203	1	2	3	2	3	3	0
MSD-6203 Dan	1	2	3	2	3	3	1

\*Option

**Connection Diagram**



\*1 Maximum transmission distances  
Up to 98 ft. (30 m) : 1080p@60  
Up to 66 ft. (20 m) : 4K@30 (IN1 only)

\*2 Maximum Transmission distances  
Up to 131 ft. (40 m) : 1080p@60  
Up to 98 ft. (30 m) : 4K@30

\*3 Maximum Transmission distances  
Up to 328 ft. (100 m) : 4K@30

\*4 Dante output is optional.

Digital Multi Switcher with 8 Inputs & 4 Outputs

# MSD-6204



The MSD-6204 is a high-performance digital multi switcher with a scan converter and up to 8 inputs and 4 outputs. For video input, 8 digital and 2 analog inputs are included and the following signals are supported: HDMI, DVI, HDBaseT, analog RGB, and analog YPbPr signals. HDBaseT input supports Power over HDBaseT (PoH) that can power the connected devices. Input video signals are converted to HDMI/DVI or HDBaseT signals and output at a resolution up to 4K@30. For audio input, 8 digital and 2 analog inputs are included. Selected audio signals are output to digital audio, and 1 of 8 digital audio outputs can be selected to be output as analog audio. The lip sync function corrects the gap between the video and audio. This switcher also has RS-232C and LAN ports as communication ports for control to enable you to set menus remotely. You can also control external devices that are connected to the MSD-6204 over RS-232C, LAN, CEC, or contact closure by registering external control commands. The waiting function helps you to send external commands after cooling time passes as power supply control of projectors or the like. External Control commands can be executed from front keys, RS-232C, or LAN; they can also be executed when input channel selection keys or power supply key is operated. Dante output is available as an optional extra. With the network audio, 64-channel at 48 kHz-sample frequency audio can be delivered over a LAN cable.



MSD-6204 Dan



**Features**

- 8 inputs and 4 outputs
- Up to 1080p/QWXGA(RB)
- 4K@30 mode is available
- HDCP 1.4
- Multi-format inputs
- Switch selectable output (HDMI/HDBaseT)
- De-embedding up to 64 ch. Dante audio
- Control external device

**General**

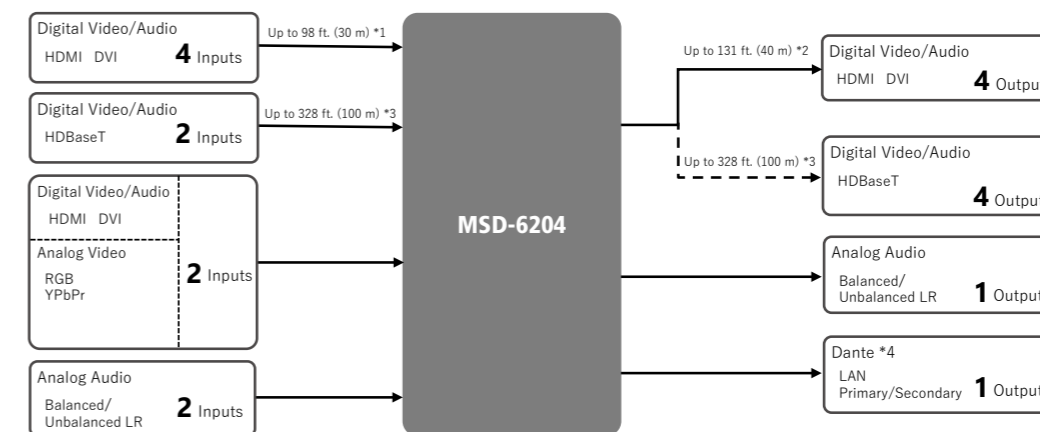
Dimensions	16.9 (W) × 3.5 (H) × 15.7 (D)" (430 (W) × 88 (H) × 400 (D) mm) (2U high) (Excluding connectors and the like)
Power consumption	About 121 Watts About 129 Watts with Dante (optional)
Weight	14.8 lbs. (6.7 kg), 15.4 lbs. (7 kg) with Dante (optional)

**Models**

Model Number	4K UHD input	HDBaseT input	Digital input	Universal input	HDMI output	HDBaseT output	Dante output*
MSD-6204	1	2	3	2	4	4	0
MSD-6204 Dan	1	2	3	2	4	4	1

\*Option

**Connection Diagram**



\*1 Maximum transmission distances  
Up to 98 ft. (30 m) : 1080p@60  
Up to 66 ft. (20 m) : 4K@30 (IN1 only)

\*2 Maximum Transmission distances  
Up to 131 ft. (40 m) : 1080p@60  
Up to 98 ft. (30 m) : 4K@30

\*3 Maximum Transmission distances  
Up to 328 ft. (100 m) : 4K@30

\*4 Dante output is optional.

Digital Multi Switcher with Integrated Audio Power Amplifier with 7 Inputs & 1 Output

# MSD-701AMP



The MSD-701AMP is a seven-input digital presentation switcher with built-in audio power amplifier. The seven digital and two analog inputs accept a wide variety of video formats including HDMI, DVI, HDBaseT, Composite video, RGB, and YPbPr. Input video signals are converted to HDBaseT and HDMI signals at up to QWXGA or 1080p. Two selected input video signals can be displayed on a single screen in picture-in-picture or side-by-side layout. Up to three audio can be mixed: one of digital audio/analog audio, one mic, and one line. Audio is output to digital connectors, an analog connector, and two speakers. Enhanced audio features include compressing, limiter, and seven-band equalizer for mic input and tone controls for speaker output. The MSD-701AMP can be configured remotely from RS-232C and LAN. External devices can be controlled via RS-232C, LAN, CEC, or contact closure by registering control commands. Additionally, the MSD-701AMP includes key security lockout and button caps to prevent accidental or inappropriate changes.



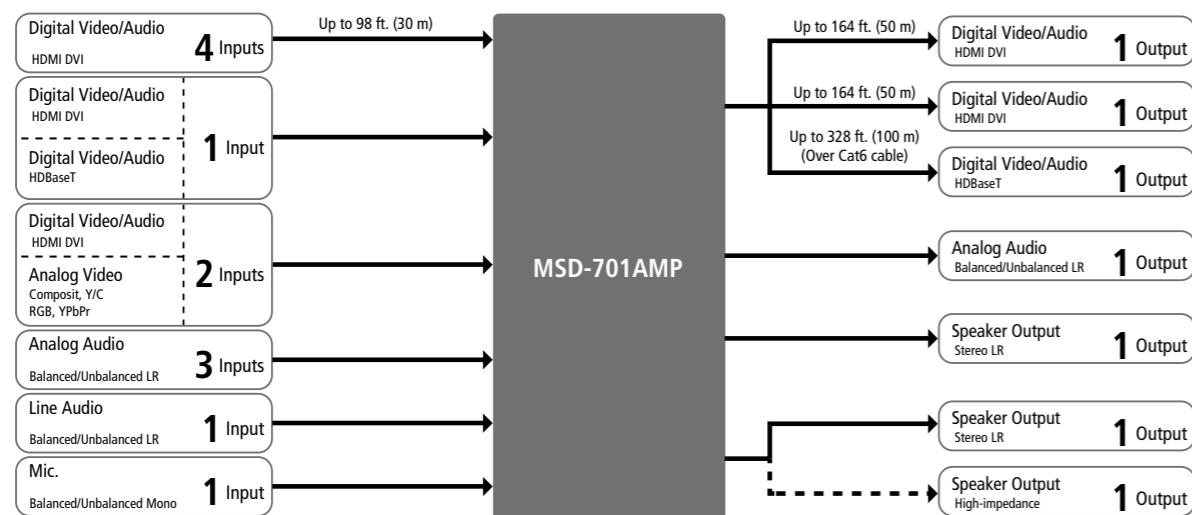
### Features

- 7 inputs and 1 output
- Up to 1080p/QWXGA(RB)
- HDCP 1.4
- Multi-format inputs
- 1×3 DA (2×HDMI and 1×HDBaseT)
- Built-in DSP and Power Amp.
- Control external device

### General

Dimensions	16.9 × 3.5 × 13.8" (430 (W) × 88 (H) × 350 (D) mm) (2U high) (Excluding connectors and the like)
Power consumption	About 108 W (1/8 MAX power)
Weight	17 lbs. (7.7 kg)

### Connection Diagram



\*Maximum transmission distances  
Up to 328 ft. (100 m) : QWXGA, 1080p

For MSD Series

# Aspect Ratio Control









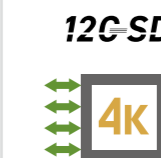





The MSD series products support aspect ratio control that is convenient for correcting a mismatch in aspect ratio between source video and display. The feature automatically detects the aspect ratio of source signals and the original aspect ratio can be preserved in a letter box or full screen mode.

Input signal	Monitor/Projector aspect				
	4 : 3	5 : 4	5 : 3	16 : 9	16 : 10
Video signal 4 : 3					
Video signal 5 : 4					
Video signal 5 : 3					
Video signal 16 : 9					
Video signal 16 : 10					
Video signal 14 : 9					

Background color can be changed.

FDX Series  
**Modular Matrix Switcher Selection guide**

Category	Main Unit				Redundant Power Supply Unit	
Model number	FDX-S64U	FDX-S32U	FDX-S16U	FDX-S08U	FDX-SRP 08/16/32	FDX-SRP64
Product						
Diagram						
Maximum Formats	4K@60(4:2:0)	4K@60(4:4:4)	4K@60(4:4:4)	4K@60(4:4:4)	—	—
HDCP	1.4 / 2.2	1.4 / 2.2	1.4 / 2.2	1.4 / 2.2	—	—
Video I/O	Up to 64ch	Up to 32ch	Up to 16ch	Up to 8ch	—	—
Digital Audio I/O	Up to 64	Up to 32	Up to 16	Up to 8	—	—
Number of Video Slots	Input 16	Input 8	Input 4	Input 2	—	—
	Output 16	Output 8	Output 4	Output 2	—	—
Number of Audio Slots	2	1	1	1	—	—
Control Input	LAN RS-232C	LAN RS-232C	LAN RS-232C	LAN RS-232C	—	—

Input Board					Category
FDX-SIV4UH	FDX-SIV4UC	FDX-SIV4UT	FDX-SIV4US	FDX-SIV4S	Model number
					Product
					Diagram
4K 4K@60(4:4:4)	4K 4K@60(4:4:4)	4K 4K@60(4:2:0)	4K@60(4:2:2)	1080p	Maximum Formats
1.4 / 2.2	1.4 / 2.2	1.4 / 2.2	—	—	HDCP
4	4	4	4	4	Video Input
—	—	—	Loop through 4	Loop through 4	Video Output
Digital 4	Digital 4	Digital 4	Digital 4	Digital 4	Audio Input
—	—	—	Digital 4	Digital 4	Audio Output
—	—	—	—	—	Scaling
—	—	—	—	—	Videowall
—	—	—	—	—	Multiview
30m : 1080p@60 20m : 4K@60(4:2:0) 12m : 4K@60(4:4:4)	100m	100m	250m : HD-SDI 160m : 3G-SDI 80m : 6G-SDI 80m : 12G-SDI	300m : SD-SDI 240m : HD-SDI 140m : 3G-SDI	Maximum Transmission Distance
—					System Solution

# Modular Matrix Switcher Selection guide

Category	Output Board					
Model number	FDX-SOV4UH	FDX-SOV4UC	FDX-SOV4UT	FDX-SOV4US	FDX-SOV4UHS	FDX-SOV2UHS
Product						
Diagram						
Maximum Formats	4K 4K@60(4:4:4)	4K 4K@60(4:4:4)	4K 4K@60(4:2:0)	4K@60(4:2:2)	WQXGA(RB) 4K(4096×2160)	WQXGA(RB) 4K(4096×2160)
HDCP	1.4 / 2.2	1.4 / 2.2	1.4 / 2.2	—	1.4 / 2.2	1.4 / 2.2
Video Input	—	—	—	—	—	—
Video Output	4	4	4	4	4	2
Audio Input	—	—	—	—	—	—
Audio Output	Digital 4	Digital 4	Digital 4	Digital 4	Digital 4	Digital 2
Scaling	—	—	—	—	YES	YES
Videowall	—	—	—	—	YES	YES
Multiview	—	—	—	—	—	—
Maximum Transmission Distance	30m : 1080p@60 12m : 4K@60(4:4:4)	100m	100m	250m : HD-SDI 160m : 3G-SDI 80m : 6G-SDI 80m : 12G-SDI	30m : 1080p@60 12m : 4K@60(4:4:4)	30m : 1080p@60 12m : 4K@60(4:4:4)
System Solution	—	 			—	—

Output Board			Audio Board			Category
FDX-SOV1UHM	FDX-SOV4HS	FDX-SOV4TS	FDX-SAB4A	FDX-SOA12A	FDX-SAB64D	Model number
						Product
						Diagram
WQXGA(RB) 4K(4096×2160)	QWXGA(RB) 1080p	QWXGA(RB) 1080p	—	—	—	Maximum Formats
1.4 / 2.2	1.4	1.4	—	—	—	HDCP
—	—	—	—	—	—	Video Input
1	4	4	—	—	—	Video Output
—	—	—	Analog 4	—	Dante 64	Audio Input
Digital 1	Digital 4	Digital 4	Analog 4	Analog 12	Dante 64	Audio Output
YES	YES	YES	—	—	—	Scaling
YES	YES	YES	—	—	—	Videowall
YES	—	—	—	—	—	Multiview
30m : 1080p@60 12m : 4K@60(4:4:4)	40m	100m	—	—	—	Maximum Transmission Distance
—	—		—	—		System Solution

4K@60 Modular Matrix Switcher with 8 Inputs & 8 Outputs


# FDX-S08U



The FDX-S08U is an HDCP 2.2-compliant modular digital matrix switcher that supports resolutions up to 4K@60. It provides up to 8 inputs and 8 outputs. Video and embedded audio can be switched simultaneously. With audio boards, input digital audio signals can be converted into output analog audio or Dante network audio signals. Input analog audio signals and Dante network audio signals can be converted into digital audio signals and embedded to desired output video channels. The FDX-S08U features RS-232C/LAN ports for remote control, redundant power supply, and system check that outputs an alarm in case an abnormality is detected in power supply voltage, fans, internal temperature, or board. The redundant power supply ensures constant availability and minimizes the chance of a failure even for mission-critical environments.



Redundant power supply (optional) is included in the picture above.



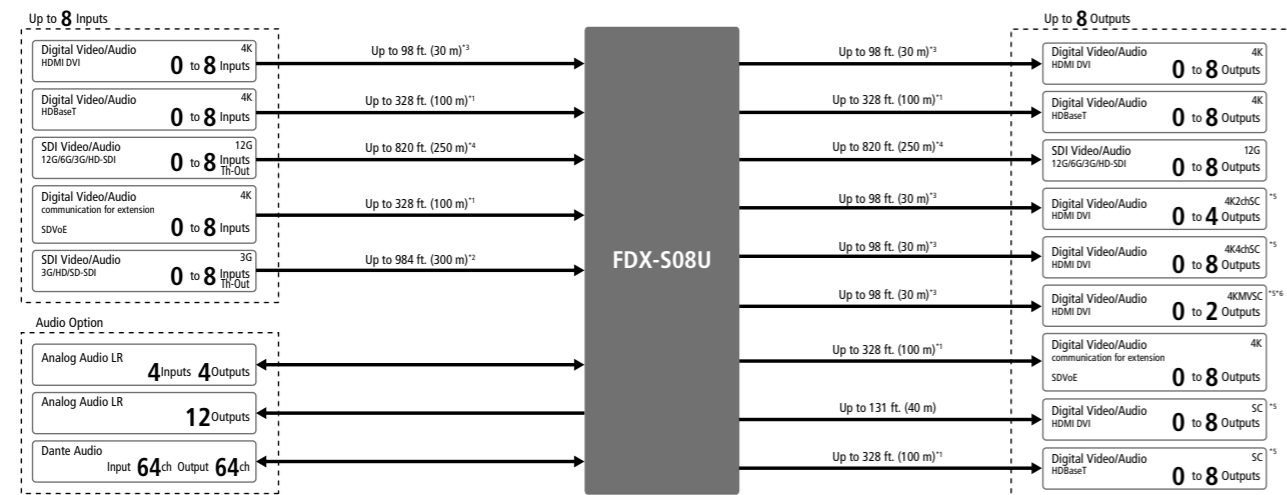
**Features**

- Up to 8 inputs (2 input boards)
- Up to 8 outputs (2 output boards)
- Up to 4K@60 (4:4:4)
- HDCP 1.4/2.2
- Customizable I/O boards
- Videowall and Multiview
- Analog and Dante audio input/output boards

**General**

Dimensions	16.9 (W) × 3.5 (H) × 15.7 (D)" (430 (W) × 88 (H) × 400 (D) mm) (2U high) (Excluding connectors and the like)
Power consumption	About 17 Watts
Weight	20.5 lbs. (9.3 kg) (With redundant power supply: 21.4 lbs. (9.7 kg))

**Connection Diagram**



<sup>1)</sup> Maximum transmission distances  
328 ft. (100 m): 4K@60 (FDX-SIV4UT / FDX-SOV4UT)  
QWXGA 1080p (FDX-SOV4TS)

<sup>2)</sup> Maximum transmission distances  
984 ft. (300 m): SD-SDI (when L-5C2V coaxial cable is used)  
787 ft. (240 m): HD-SDI (when L-5CFB coaxial cable is used)  
459 ft. (140 m): 3G-SDI (when L-5CFB coaxial cable is used)

<sup>3)</sup> Maximum distances  
98 ft. (30 m): 1080p@60  
39 ft. (12 m): 4K@60 (when cable supporting 18 Gbps transmission is used)

<sup>4)</sup> Maximum transmission distances  
820 ft. (250 m): HD-SDI (when L-5CFB coaxial cable is used)  
524 ft. (160 m): 3G-SDI (when L-5CFB coaxial cable is used)  
262 ft. (80 m): 6G-SDI (when L-5CFB coaxial cable is used)  
262 ft. (80 m): 12G-SDI (when L-5.5CUHD coaxial cable is used)

<sup>5)</sup> SC: Scan converter board  
<sup>6)</sup> MV: Multi-view board

4K@60 Modular Matrix Switcher with 16 Inputs & 16 Outputs

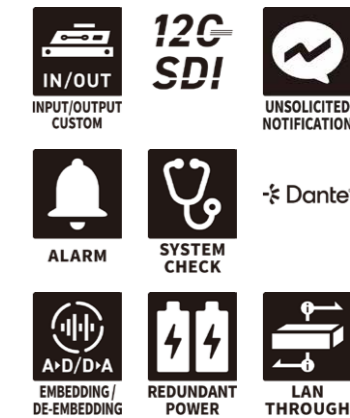
# FDX-S16U



The FDX-S16U is an HDCP 2.2-compliant modular digital matrix switcher that supports resolutions up to 4K@60. It provides up to 16 inputs and 16 outputs. Video and embedded audio can be switched simultaneously. With audio boards, input digital audio signals can be converted into output analog audio or Dante network audio signals. Input analog audio signals and Dante network audio signals can be converted into digital audio signals and embedded to desired output video channels. The FDX-S16U features RS-232C/LAN ports for remote control, redundant power supply, and system check that outputs an alarm in case an abnormality is detected in power supply voltage, fans, internal temperature, or board. The redundant power supply ensures constant availability and minimizes the chance of a failure even for mission-critical environments.



Redundant power supply (optional) is included in the picture above.



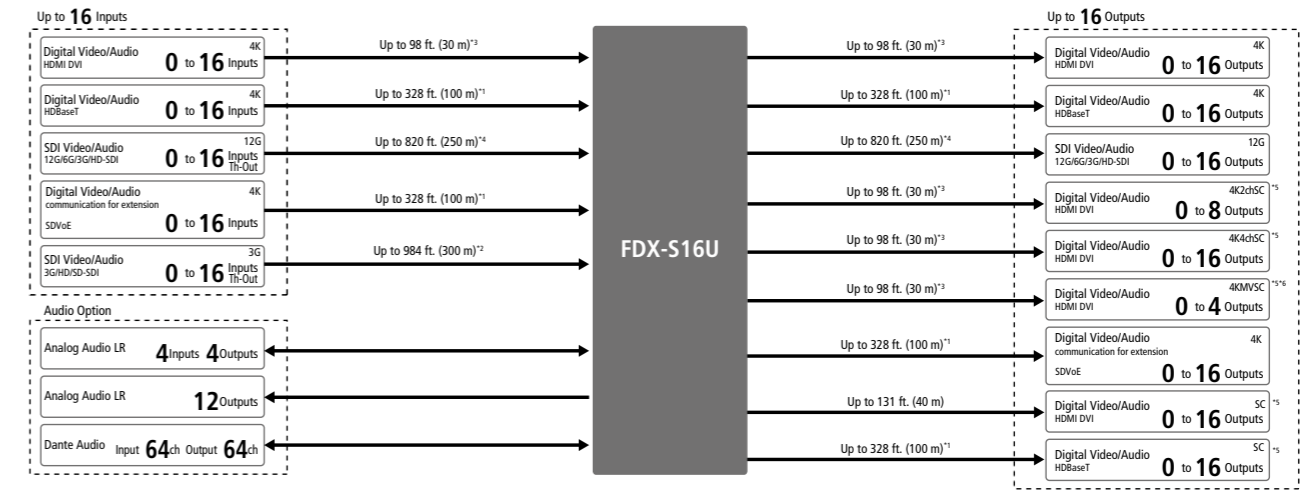
**Features**

- Up to 16 inputs (4 input boards)
- Up to 16 outputs (4 output boards)
- Up to 4K@60 (4:4:4)
- HDCP 1.4/2.2
- Customizable I/O boards
- Videowall and Multiview
- Analog and Dante audio input/output boards

**General**

Dimensions	16.9 (W) × 5.2 (H) × 15.7 (D)" (430 (W) × 132 (H) × 400 (D) mm) (3U high) (Excluding connectors and the like)
Power consumption	About 30 Watts
Weight	26.9 lbs. (12.2 kg) (With redundant power supply: 28.9 lbs. (13.1 kg))

**Connection Diagram**



<sup>1)</sup> Maximum transmission distances  
328 ft. (100 m): 4K@60 (FDX-SIV4UT / FDX-SOV4UT)  
QWXGA 1080p (FDX-SOV4TS)

<sup>2)</sup> Maximum transmission distances  
984 ft. (300 m): SD-SDI (when L-5C2V coaxial cable is used)  
787 ft. (240 m): HD-SDI (when L-5CFB coaxial cable is used)  
459 ft. (140 m): 3G-SDI (when L-5CFB coaxial cable is used)

<sup>3)</sup> Maximum distances  
98 ft. (30 m): 1080p@60  
39 ft. (12 m): 4K@60 (when cable supporting 18 Gbps transmission is used)

<sup>4)</sup> Maximum transmission distances  
820 ft. (250 m): HD-SDI (when L-5CFB coaxial cable is used)  
524 ft. (160 m): 3G-SDI (when L-5CFB coaxial cable is used)  
262 ft. (80 m): 6G-SDI (when L-5CFB coaxial cable is used)  
262 ft. (80 m): 12G-SDI (when L-5.5CUHD coaxial cable is used)

<sup>5)</sup> SC: Scan converter board  
<sup>6)</sup> MV: Multi-view board

4K@60 Modular Matrix Switcher with 32 Inputs & 32 Outputs

# FDX-S32U



The FDX-S32U is an HDCP 2.2-compliant modular digital matrix switcher that supports resolutions up to 4K@60. It provides up to 32 inputs and 32 outputs. Video and embedded audio can be switched simultaneously. With audio boards, input digital audio signals can be converted into output analog audio or Dante network audio signals. Input analog audio signals and Dante network audio signals can be converted into digital audio signals and embedded to desired output video channels. The FDX-S32U features RS-232C/LAN ports for remote control, redundant power supply, and system check that outputs an alarm in case an abnormality is detected in power supply voltage, fans, internal temperature, or board. The redundant power supply ensures constant availability and minimizes the chance of a failure even for mission-critical environments.



Redundant power supply (optional) is included in the picture above.

- IN/OUT CUSTOM
- 12G SDI
- UNSOLICITED NOTIFICATION
- ALARM
- SYSTEM CHECK
- Dante
- A/D/D+A
- REDUNDANT POWER
- LAN THROUGH

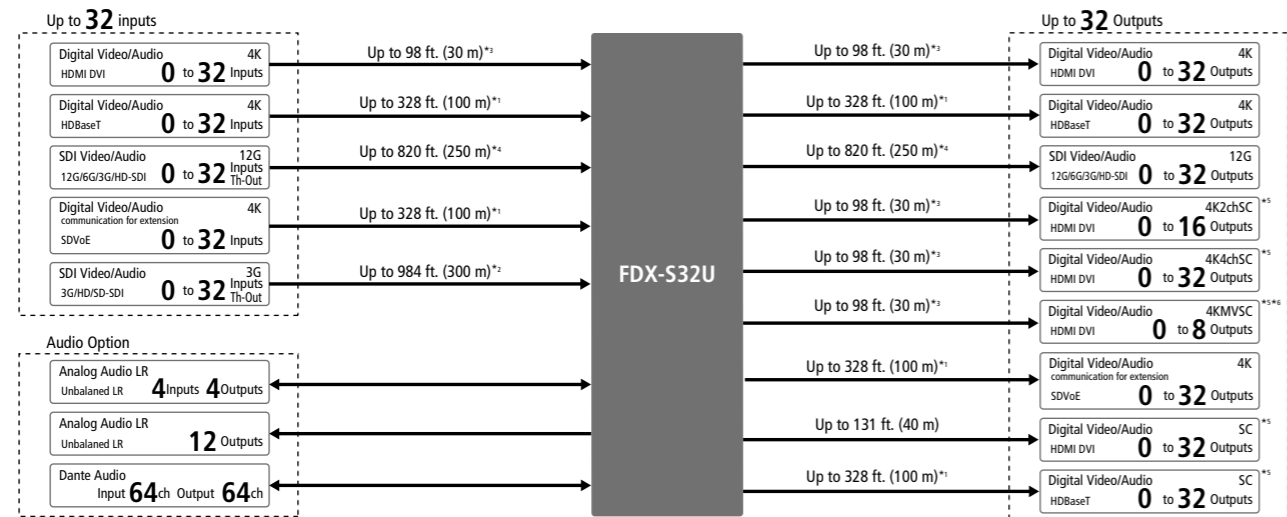
**Features**

- Up to 32 inputs (8 input boards)
- Up to 32 outputs (8 output boards)
- Up to 4K@60 (4:4:4)
- HDCP 1.4/2.2
- Customizable I/O boards
- Videowall and Multiview
- Analog and Dante audio input/output boards

**General**

Dimensions	16.9 (W) × 8.7 (H) × 15.7 (D)" (430 (W) × 221 (H) × 400 (D) mm) (5U high) (Excluding connectors and the like)
Power consumption	About 42 Watts
Weight	32.8 lbs. (14.9 kg) (With redundant power supply: 35.9 lbs. (16.3 kg))

**Connection Diagram**



<sup>\*1</sup> Maximum transmission distances  
328 ft. (100 m): 4K@60 (FDX-SIV4UT / FDX-SOV4UT)  
QWXGA 1080p (FDX-SOV4TS)

<sup>\*2</sup> Maximum transmission distances  
984 ft. (300 m): SD-SDI (when L-5C2V coaxial cable is used)  
787 ft. (240 m): HD-SDI (when L-5CFB coaxial cable is used)  
459 ft. (140 m): 3G-SDI (when L-5CFB coaxial cable is used)

<sup>\*3</sup> Maximum distances  
98 ft. (30 m): 1080p@60  
39 ft. (12 m): 4K@60 (when cable supporting 18 Gbps transmission is used)

<sup>\*4</sup> Maximum transmission distances  
820 ft. (250 m): HD-SDI (when L-5CFB coaxial cable is used)  
524 ft. (160 m): 3G-SDI (when L-5CFB coaxial cable is used)  
262 ft. (80 m): 6G-SDI (when L-5CFB coaxial cable is used)  
262 ft. (80 m): 12G-SDI (when L-5.5CUHD coaxial cable is used)

<sup>\*5</sup> SC: Scan converter board  
<sup>\*6</sup> MV: Multi-view board

4K@60 Modular Matrix Switcher with 64 Inputs & 64 Outputs

# FDX-S64U



The FDX-S64U is an HDCP 2.2-compliant modular digital matrix switcher that supports resolutions up to 4K@60 (4:2:0). It provides up to 64 inputs and 64 outputs. Video and embedded audio can be switched simultaneously. With audio boards, input digital audio signals can be converted into output analog audio or Dante network audio signals. Input analog audio signals and Dante network audio signals can be converted into digital audio signals and embedded to desired output video channels. The FDX-S64U features RS-232C/LAN ports for remote control, redundant power supply, and system check that outputs an alarm in case an abnormality is detected in power supply voltage, fans, internal temperature, or board. The redundant power supply ensures constant availability and minimizes the chance of a failure even for mission-critical environments.



- IN/OUT CUSTOM
- 3G SDI
- UNSOLICITED NOTIFICATION
- ALARM
- SYSTEM CHECK
- Dante
- A/D/D+A
- REDUNDANT POWER
- LAN THROUGH

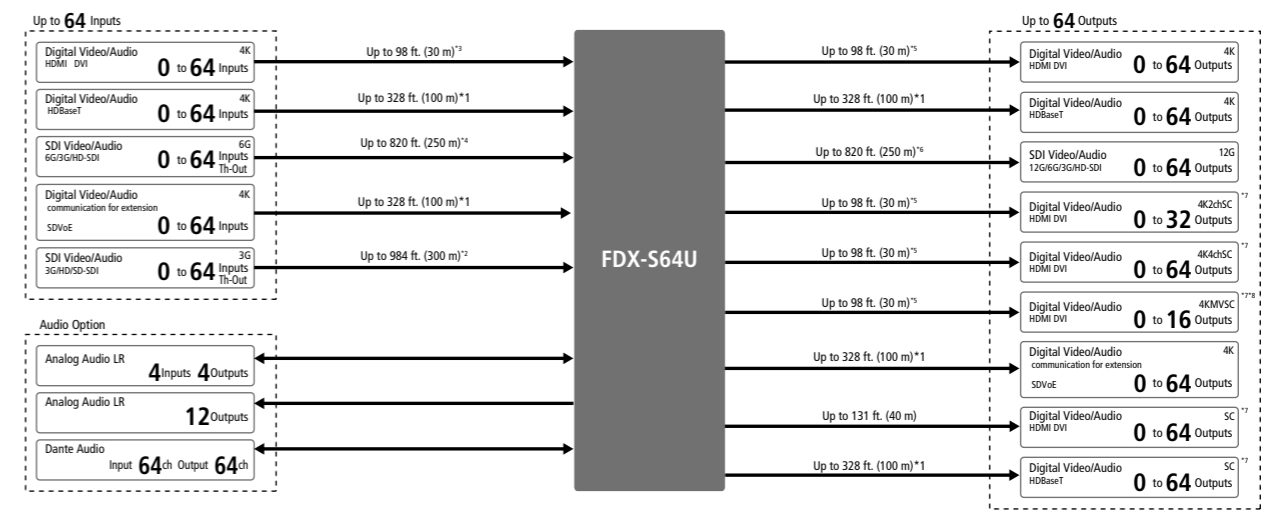
**Features**

- Up to 64 inputs (16 input boards)
- Up to 64 outputs (16 output boards)
- Up to 4K@30/4K@60 (4:2:0)
- HDCP 1.4/2.2
- Customizable I/O boards
- Videowall and Multiview
- Analog and Dante audio input/output boards

**General**

Dimensions	16.9 (W) × 17.4 (H) × 15.7 (D)" (430 (W) × 443 (H) × 400 (D) mm) (10U high) (Excluding connectors and the like)
Power consumption	About 82 Watts *AC 200 V is required for some combination of boards. Please contact us for details.
Weight	56.4 lbs. (25.6 kg) (With redundant power supply: 64.8 lbs. (29.4 kg))

**Connection Diagram**



<sup>\*1</sup> Maximum transmission distances  
328 ft. (100 m): 4K@60 (FDX-SIV4UT / FDX-SOV4UT)  
QWXGA 1080p (FDX-SOV4TS)

<sup>\*2</sup> Maximum transmission distances  
984 ft. (300 m): SD-SDI (when L-5C2V coaxial cable is used)  
787 ft. (240 m): HD-SDI (when L-5CFB coaxial cable is used)  
459 ft. (140 m): 3G-SDI (when L-5CFB coaxial cable is used)

<sup>\*3</sup> Maximum distances  
98 ft. (30 m): 1080p@60  
39 ft. (12 m): 4K@60 (4:4:4) (when cable supporting 18 Gbps transmission is used)

<sup>\*4</sup> Maximum transmission distances  
820 ft. (250 m): HD-SDI (when L-5CFB coaxial cable is used)  
524 ft. (160 m): 3G-SDI (when L-5CFB coaxial cable is used)  
262 ft. (80 m): 6G-SDI (when L-5CFB coaxial cable is used)  
262 ft. (80 m): 12G-SDI (when L-5.5CUHD coaxial cable is used)



<sup>\*5</sup> SC: Scan converter board  
<sup>\*6</sup> MV: Multi-view board

4K@60 HDMI Seamless Switcher with 4 Inputs and 1 Output

# IMP-F41U



The IMP-F41U is an HDMI seamless switcher with four (4) HDMI inputs, supports video resolutions up to 4K@60, and HDCP content to the two (2) available HDMI outputs. Output image is mirrored acting as an HDMI DA to help distribute video across the AV system. Input audio is distributed to digital and analog audio. The switcher also includes RS-232C and LAN as communication ports that offer remote control and monitoring from the WEB browser or via control commands.



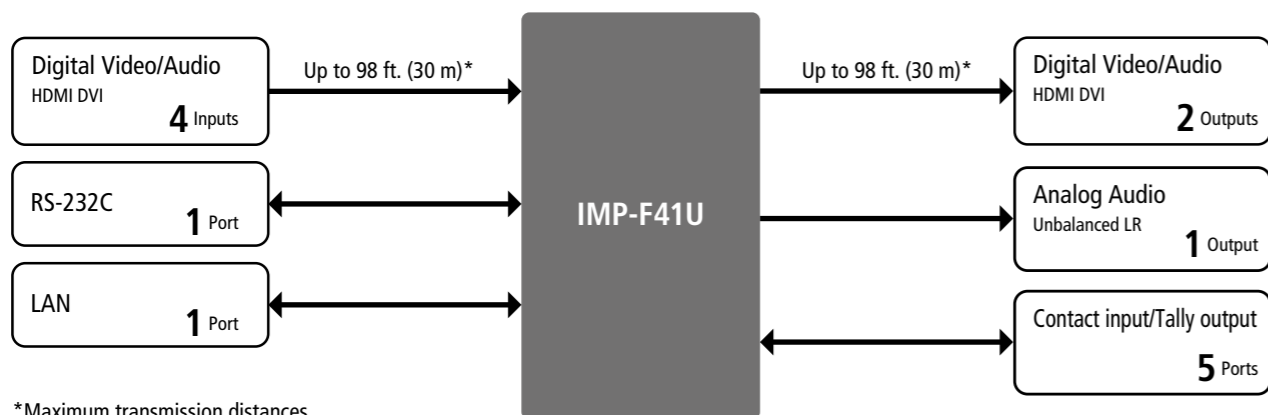
### Features

- 4 inputs and 2 outputs
- Seamless switching
- Up to 4K@60 (4:4:4)
- HDCP 1.4/2.2
- Automatic input detection and switching
- Control from external controller
- De-embedding analog audio

### General

Dimensions	8.3 (W) × 1.7 (H) × 7.9 (D)" (210 (W) × 42 (H) × 200 (D) mm) (Excluding connectors and the like)
Power consumption	** W
Weight	*. * lbs. (*. * kg)

### Connection Diagram




\*Maximum transmission distances  
 98 ft. (30 m) : 1080p@60  
 39 ft. (12m) : 4K@60 (when cable supporting 18 Gbps transmission is used)

4K@60 HDMI/USB-C Switcher with 3 Inputs and 1 Output

# IMP-V31U



The IMP-V31U is an HDMI and USB-C switcher having three (3) inputs and two (2) distributed outputs. This IMP switcher includes two (2) HDMI and one (1) USB-C video inputs that will support up to 4K@60 video resolution. The selected input video signal can be distributed to both HDMI and USB-C video outputs simultaneously. The video signal from the USB-C output can be fed to a PC and be used to present content in various video conferencing applications. With built-in scan converter, the resolution of the USB-C output can be selected from the connected PC. For audio input, the IMP-V31U provides two (2) HDMI, one (1) USB-C, and one (1) analog audio inputs. Analog audio can be mixed with digital audio of the selected input channel. The selected input audio signals are distributed to both HDMI and USB-C outputs. The switcher also includes RS-232C and LAN as communication ports that offer remote setting from WEB browser or control commands.



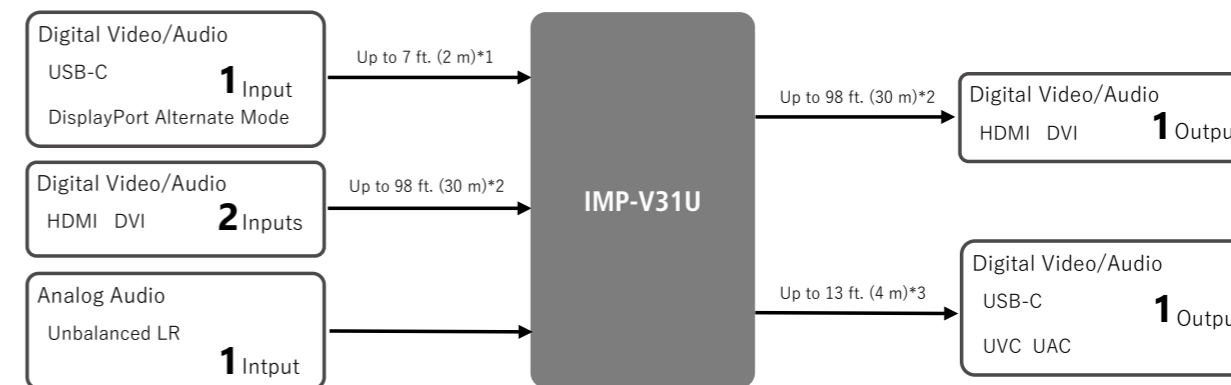
### Features

- 3×1 switching (1×USB-C/2×HDMI)
- 1×2 DA (USB-C and HDMI)
- Up to 4K@60 (4:4:4)
- USB Type-C DisplayPort Alternate Mode input
- USB Type-C USB Video Class output
- USB Power Delivery (15W)
- Embedding analog audio

### General

Dimensions	8.3 (W) × 1.2 (H) × 5.9 (D)" (210 (W) × 30 (H) × 150 (D) mm) (Excluding connectors and the like)
Power consumption	30 W
Weight	2.2 lbs. (1.0 kg)

### Connection Diagram




\*1 Maximum transmission distances  
 7 ft. (2m) : 4K@60 (when USB3.2 Gen1 Type-C cable is used)  
 \*2 Maximum transmission distances  
 98 ft. (30 m) : 1080p@60  
 39 ft. (12m) : 4K@60  
 (when cable supporting 18 Gbps transmission is used)  
 \*3 Maximum transmission distances  
 13 ft. (4m) : 1080p@15 (when USB2.0 Type-C cable is used)  
 7 ft. (2m) : 4K@30 (when USB3.2 Gen1 Type-C cable is used)

4K@60 HDMI Switcher with 2 Inputs and 1 Output

# IMP-S21U



The IMP-S21U is an HDCP 2.2-compliant 4K@60 HDMI switcher with four inputs and one output. Digital audio of selected input channel can be de-embedded to analog audio. The switcher also includes RS-232C and LAN as communication ports that offer remote setting from WEB browser or control commands. Additionally, contact inputs/tally outputs enable the IMP-S21U to be controlled from the PC I/O board and a control box.



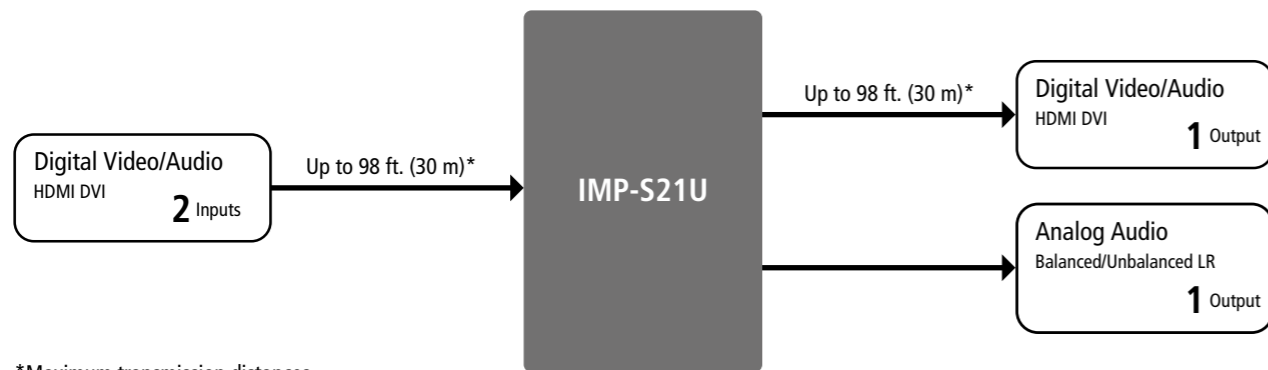
### Features

- 2 inputs and 1 output
- Up to 4K@60 (4:4:4)
- HDCP 1.4/2.2
- Automatic input detection and switching
- Sequential input switching
- Control from external controller
- De-embedding analog audio

### General

Dimensions	8.3 (W) × 1.7 (H) × 5.5 (D)" (210 (W) × 42 (H) × 140 (D) mm) (Excluding connectors and the like)
Power consumption	6 W
Weight	2.4 lbs. (1.1 kg)

### Connection Diagram




\*Maximum transmission distances  
 98 ft. (30 m) : 1080p@60  
 39 ft. (12m) : 4K@60 (when cable supporting 18 Gbps transmission is used)

4K@60 HDMI Switcher with 4 Inputs and 1 Output

# IMP-S41U



The IMP-S41U is an HDCP 2.2-compliant 4K@60 HDMI switcher with four inputs and one output. Digital audio of selected input channel can be de-embedded to analog audio. The switcher also includes RS-232C and LAN as communication ports that offer remote setting from WEB browser or control commands. Additionally, contact inputs/tally outputs enable the IMP-S41U to be controlled from the PC I/O board and a control box.



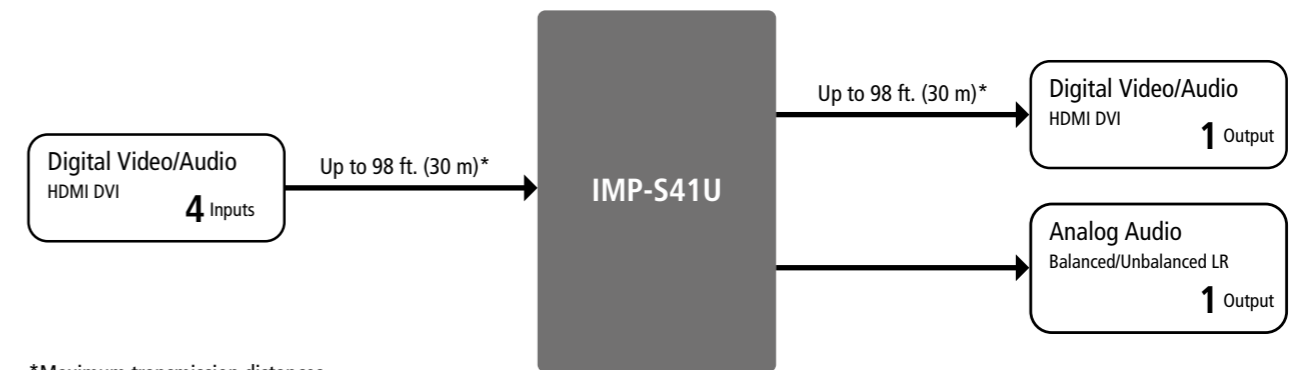
### Features

- 4 inputs and 1 output
- Up to 4K@60 (4:4:4)
- HDCP 1.4/2.2
- Automatic input detection and switching
- Sequential input switching
- Control from external controller
- De-embedding analog audio

### General

Dimensions	8.3 (W) × 1.7 (H) × 5.5 (D)" (210 (W) × 42 (H) × 140 (D) mm) (Half rack wide, 1U high) (Excluding connectors and the like)
Power consumption	About 7 W
Weight	2.4 lbs. (1.1 kg)

### Connection Diagram



\*Maximum transmission distances  
 98 ft. (30 m) : 1080p@60  
 39 ft. (12m) : 4K@60 (when cable supporting 18 Gbps transmission is used)

# 4K@60 HDBaseT Extender HDC-S01U



The HDC-S01U-T (transmitter)/HDC-S01U-R (receiver) is an HDBaseT extender for sending HDMI signals up to 328 ft. (100 m) over a Category (CAT) cable without compression or processing. The HDC-S01U-T/R supports video signals at resolutions up to 4K@60 (4:4:4) and is HDCP 2.2 compliant. HDBaseT signal is encrypted robustly by copyright protection technology. Integrator-friendly features include bidirectional RS-232C and 1GbE LAN communication allowing control commands and status to be sent and monitored. Additionally, the HDC-S01U-T includes a local HDMI output connector for real-time video monitoring.



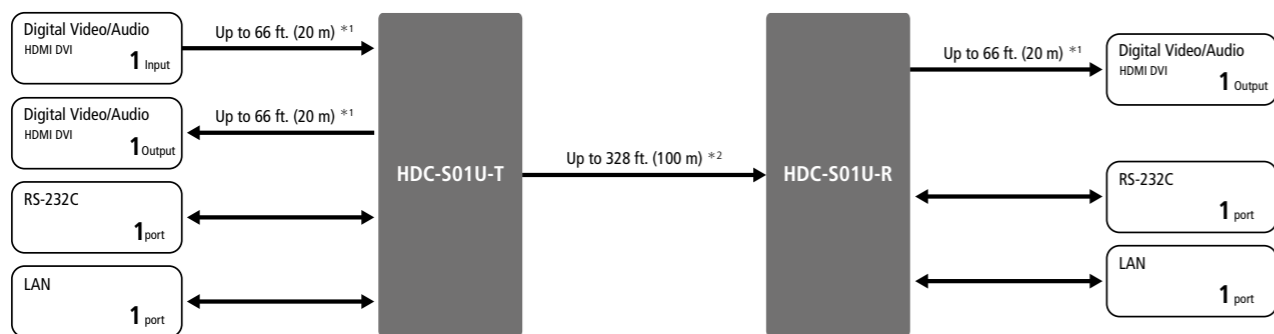
### Features

- No-compressed video transmission
- Up to 4K@60 (4:4:4)
- HDCP 1.4/2.2
- Up to 100 m (CAT6A U/FTP AWG23)
- LAN and RS-232C transmission
- No substantive transmission delay
- 1×2 DA (HDMI and HDBaseT)

### General

Dimensions	4.2 (W) × 1.1 (H) × 3.9 (D)" (106 (W) × 28 (H) × 100 (D) mm) (Excluding connectors and the like)
Power consumption	About 7 W
Weight	0.9 lbs. (0.4 kg)

### Connection Diagram



<sup>\*1</sup> Maximum transmission distances  
66 ft. (20 m): 1080p@60  
26 ft. (8 m), 39 ft. (12m) : 4K@60 (4:4:4) (when cable supporting 18 Gbps transmission is used)  
<sup>\*2</sup> Maximum transmission distances  
328 ft. (100 m) : 4K@60 (4:4:4) (when CAT6A (U/FTP, 23AWG) cables is used)

# 4K@60 HDBaseT Extender HDC-H100-D



The HDC-TH100-D/HDC-RH100-D are extender for a long-haul transmission of HDMI signal over one single category cable. The image quality will not be deteriorated, since video signal is transmitted at a resolution up to 4K@60 without compression. You can also control external devices that are connected to the HDC-TH100-D/HDC-RH100-D over RS-232C and LAN by registering external control commands. Input video signal is converted to HDBaseT signal and sent up to 328 ft. (100 m).



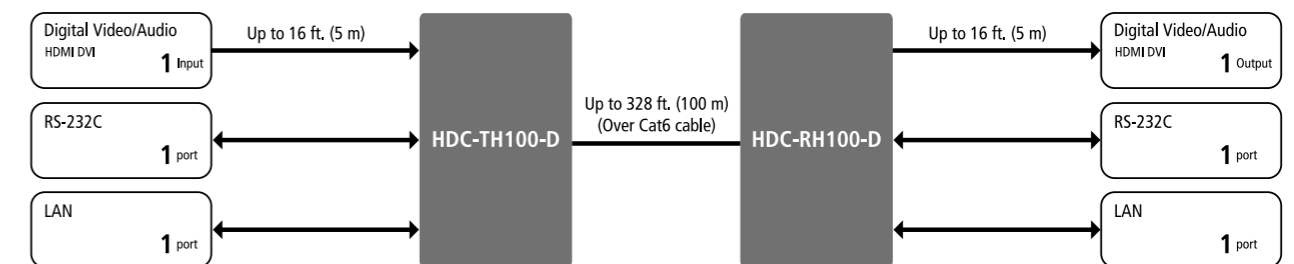
### Features

- No-compressed video transmission
- Up to 4K@30/4K@60 (4:2:0)
- HDCP 1.4/2.2 (pass-through)
- Up to 100 m (CAT5e/CAT6)
- LAN and RS-232C transmission
- No substantive transmission delay

### General

Dimensions	4.2 (W) × 1.1 (H) × 3.9 (D)" (106 (W) × 27.5 (H) × 100 (D) mm) (Quarter rack wide, thin type) (Excluding connectors and the like)
Power consumption	About 4 W (HDC-TH100-D) About 7 W (HDC-RH100-D)
Weight	0.4 lbs. (0.2 kg)

### Connection Diagram




4K@60 Wallplate HDBaseT Transmitter

# HDC-TH100WP



The HDC-TH100WP is a wall-mountable transmitter for a long-haul transmission of HDMI signal over one single twisted pair cable. The image quality will not be deteriorated, since video signal is transmitted at a resolution up to 4K@60 without compression. Input video signal is converted to HDBaseT signal and sent up to 328 ft. (100 m). PoH (Power over HDBaseT) is supported. Connecting a receiver supporting PoH power supply (PSE) function eliminates the need for a local power supply.




### Features

- No-compressed video transmission
- Up to 4K@30/4K@60 (4:2:0)
- HDCP 1.4/2.2 (pass-through)
- Up to 100 m (CAT5e/CAT6)
- No substantive transmission delay

### General

Dimensions	1.7 (W) × 4.2 (H) × 3.1 (D)" (43.2 (W) × 106.8 (H) × 78.9 (D) mm) (Excluding connectors and the like)
Power consumption	PoH power supplied (PD): About 4 W DC 12 V power supplied: About 3 W
Weight	0.4 lbs. (0.2 kg)

### Connection Diagram



4K@60 HDBaseT Transceiver with 2 Inputs and 2 Outputs

# HDC-TR121UHD



The HDC-TR121UHD is an HDBaseT extender with EDID emulator for sending HDMI, DVI, or HDBaseT input signals at up to 4K@60 over a Category cable without compression or processing. Input video signal is converted to HDMI and HDBaseT that can be transmitted up to 100 m (328 ft.). The HDMI OUT1 enables down conversion outputting 4K input video at 1080p automatically depending on sink device status. The two video inputs can be controlled by the front panel or an external controller. For video signal that is distributed to an HDMI/DVI and HDBaseT simultaneously, video/audio can be off for each output. The HDC-TR121UHD also features Daisy chain for extending and distributing video, audio, and control signals. In addition, digital audio signals can be de-embedded onto the analog output signals. It supports bidirectional RS-232C communication and LAN transmission. Internal Web pages provide system status for troubleshooting and device monitoring using a browser.



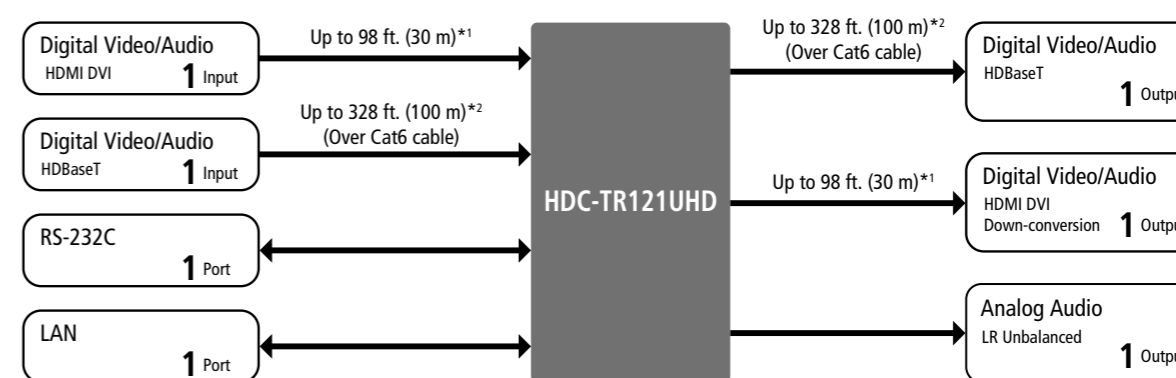
### Features

- Transceiver model
- 2×1 switching (HDMI/HDBaseT)
- 1×2 DA (HDMI and HDBaseT)
- Up to 4K@60 (4:4:4)
- HDCP 1.4/2.2
- Up to 100 m (CAT5e/CAT6)

### General

Dimensions	8.3 (W) × 1.2 (H) × 7.9 (D)" (210 (W) × 30 (H) × 200 (D) mm) (Half rack wide, thin type) (Excluding connectors and the like)
Power consumption	About 15 W
Weight	2.9 lbs. (1.3 kg)

### Connection Diagram



\*1 Maximum transmission distances  
98 ft. (30 m) : 1080p@60  
39 ft. (12m) : 4K@60 (when cable supporting 18 Gbps transmission is used)

\*2 Maximum transmission distances  
328 ft. (100 m) : 4K@60 (4:2:0)

4K@60 HDBaseT Transmitter with 2 Inputs and 3/5 Outputs

# HDC-TH221UHD / HDC-TH421UHD



The HDC-TH221UHD and HDC-TH421UHD are two-input receivers with EDID emulator for sending HDMI, DVI, and HDBaseT input signals at up to 4K@60 over a Category cable without compression or processing. Input video signals are converted to HDBaseT format and can be transmitted up to 100 m (328 ft.). The HDC-TH221UHD/HDC-TH421UHD includes one HDMI output and two/four HDBaseT outputs. The HDMI OUT1 enables down conversion outputting 4K input video at 1080p automatically depending on sink device status. The two video inputs can be controlled by the front panel or an external controller. For video signal that is distributed to an HDMI/DVI and HDBaseT simultaneously, video/audio can be off for each output. The HDC-TH221UHD/HDC-TH421UHD also features Daisy chain for extending and distributing video, audio, and control signals. In addition, digital audio signals can be de-embedded onto the analog output signals. It supports bidirectional RS-232C communication and LAN transmission. Internal Web pages provide system status for troubleshooting and device monitoring using a browser.



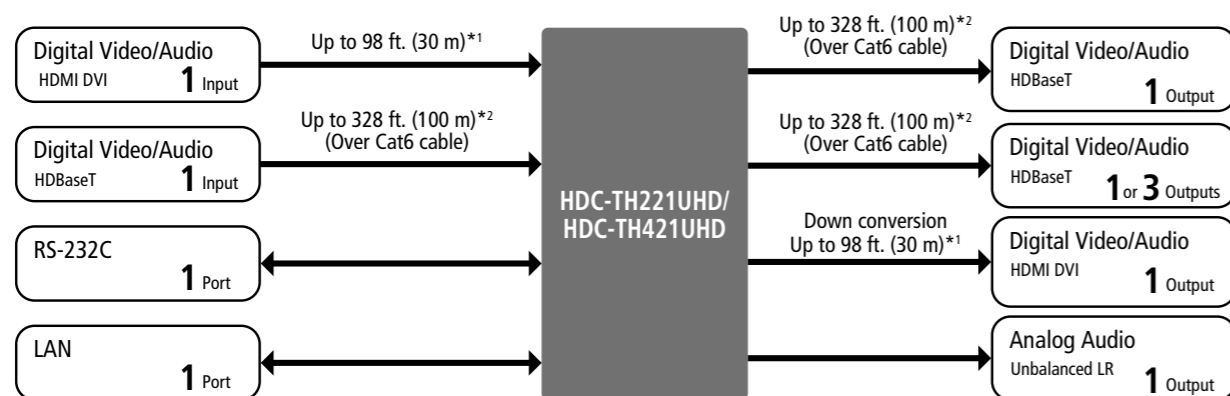
### Features

- 2x1 switching (HDMI/HDBaseT)
- 1x3/5 DA (1xHDMI and 2/4xHDBaseT)
- Up to 4K@60 (4:4:4)
- HDCP 1.4/2.2
- Up to 100 m (CAT5e/CAT6)
- Automatic down conversion (OUT1)

### General

Dimensions	8.3 (W) × 1.7 (H) × 7.9 (D)" (210 (W) × 44 (H) × 200 (D) mm) (Half rack wide, 1U high) (Excluding connectors and the like)
Power consumption	About 22 W (HDC-TH221UHD) About 31 W (HDC-TH421UHD)
Weight	3.5 lbs. (1.6 kg)

### Connection Diagram



\*1 Maximum transmission distances  
98 ft. (30 m): 1080p@60  
39 ft. (12m) : 4K@60 (when cable supporting 18 Gbps transmission is used)

\*2 Maximum transmission distances  
328 ft. (100 m) : 4K@60 (4:2:0)

4K@60 HDBaseT Receiver with 2 Inputs and 3/5 Outputs

# HDC-RH221UHD / HDC-RH421UHD



The HDC-RH221UHD and HDC-RH421UHD are two-input receivers with EDID emulator for sending HDMI, DVI, and HDBaseT input signals at up to 4K@60 over a Category cable without compression or processing. Input video signals are converted to HDBaseT format and can be transmitted up to 100 m (328 ft.). The HDC-RH221UHD/HDC-RH421UHD includes two/four HDMI outputs and one HDBaseT output. The HDMI OUT1 enables down conversion outputting 4K input video at 1080p automatically or manually depending on sink device status. The two video inputs can be controlled by the front panel or an external controller. For video signal that is distributed to an HDMI/DVI and HDBaseT simultaneously, video/audio can be off for each output. The HDC-RH221UHD/HDC-RH421UHD also features Daisy chain for extending and distributing video, audio, and control signals. In addition, digital audio signals can be de-embedded onto the analog output signals. It supports bidirectional RS-232C communication and LAN transmission. Internal Web pages provide system status for troubleshooting and device monitoring using a browser.



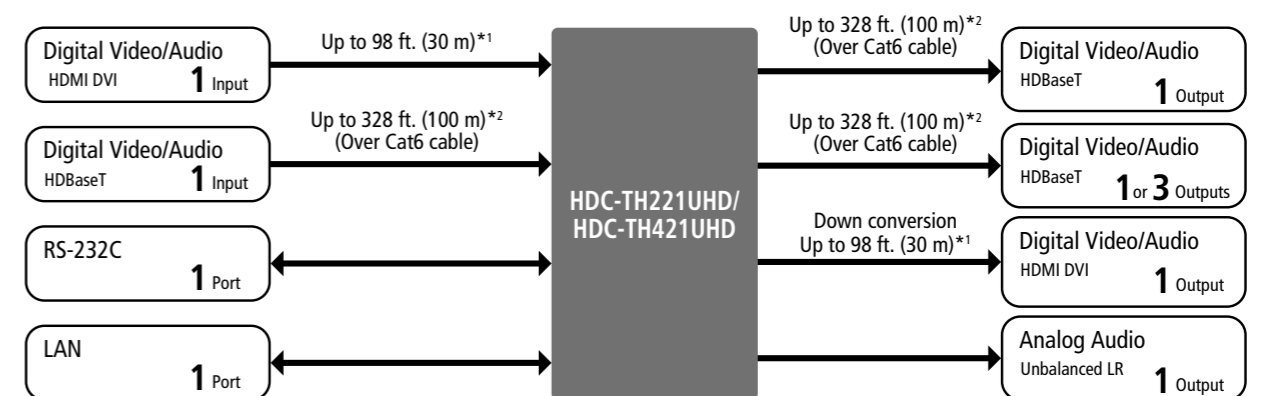
### Features

- 2x1 switching (HDMI/HDBaseT)
- 1x3/5 DA (2/4xHDMI and 1xHDBaseT)
- Up to 4K@60 (4:4:4)
- HDCP 1.4/2.2
- Up to 100 m (CAT5e/CAT6)
- Daisy Chaining

### General

Dimensions	8.3 (W) × 1.7 (H) × 7.9 (D)" (210 (W) × 44 (H) × 200 (D) mm) (Half rack wide, 1U high) (Excluding connectors and the like)
Power consumption	About 20 W (HDC-RH221UHD) About 24 W (HDC-RH421UHD)
Weight	3.5 lbs. (1.6 kg)

### Connection Diagram




\*1 Maximum transmission distances  
98 ft. (30 m): 1080p@60  
39 ft. (12m) : 4K@60 (when cable supporting 18 Gbps transmission is used)

\*2 Maximum transmission distances  
328 ft. (100 m) : 4K@60 (4:2:0)

# HDBaseT Power Injector HDC-P1502



The HDC-P1502 is a single port power injector that supplies power to a PoH transmitter and receiver, such as HDC-TH100WP (Wall-plate HDMI twisted pair cable transmitter). Since the injector provides power to a transmitter and receiver (up to 15 W per device) simultaneously by installing within the HDBaseT transmission line, it eliminates the need for a local power supply. The HDC-P1502 stops supplying power if detecting PoH incompilant, twisted pair cable's short, overload, and heat problem.



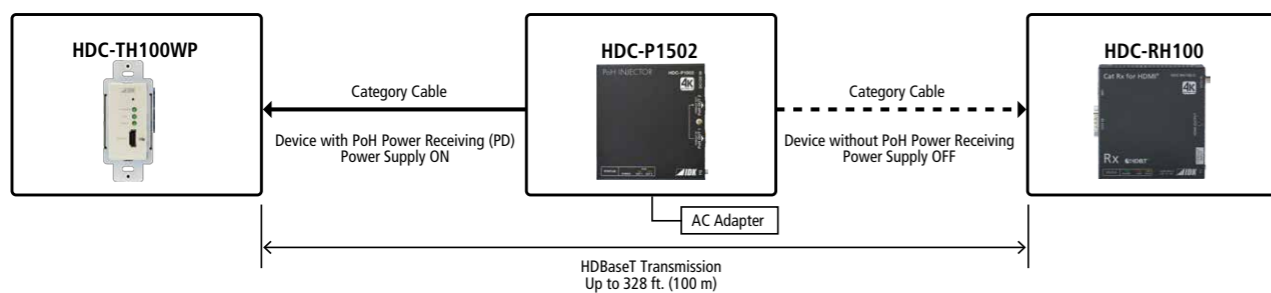
### Features

- PoH power injection
- Automatic status detection and remove power
- Supply power to Tx and Rx simultaneously

### General

Dimensions	4.2 (W) × 1.1 (H) × 3.9 (D)" (106 (W) × 27.5 (H) × 100 (D) mm) (EIA quarter rack wide) (Excluding connectors and the like)
Power consumption	About 32 W
Weight	0.7 lbs. (0.3 kg)

### Connection Diagram



# HDMI Coaxial Cable Extender COS-100HD-B



The COS-T100HD-B / COS-R100HD-B HDMI Coaxial Cable Extender is an extender for transmission of HDMI signals using a coaxial cable. The receiver supports Daisy Chain connection and bidirectional communication via RS-232C. The COS-100HD-B enables HDMI transmission using the existing coaxial cables. A digital audio input and an analog audio input are switch selectable.



COS-T100HD-B  
COS-R100HD-B



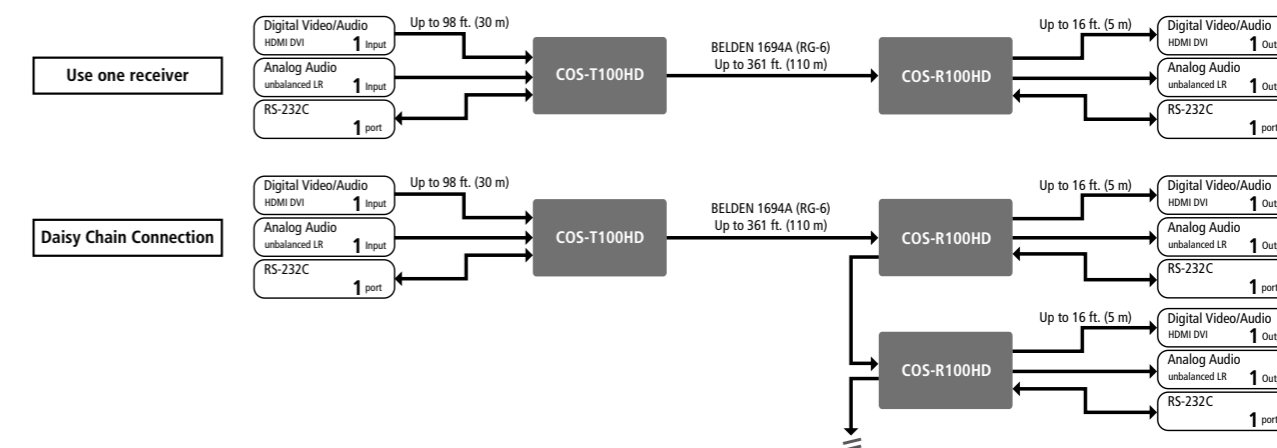
### Features

- Up to 1080p/QWXGA(RB)
- HDCP 1.4
- Up to 210 m (L-7CHD)
- Input up to 30 m
- EDID Emulation
- Daisy Chaining
- Embedding analog audio
- De-embedding analog audio
- RS-232C transmission

### General

Dimensions	4.2 × 1.1 × 5.9" (106 (W) × 28 (H) × 150 (D) mm) (EIA quarter rack wide) (Excluding connectors and the like)
Power consumption	About 6 W
Weight	1.1 lbs. (0.5 kg)

### Connection Diagram



4K@60 Multi-Window Video Processor with 4 Inputs and 1 Output

# ICP-V41U



The ICP-V41U is a multi-window processor that simultaneously displays up to four windows on a single screen with customizable window layouts. With four (4) HDMI video inputs, and a single HDMI scaled output, the ICP-V can support video resolutions, in and out, up to 4K@60 (4:4:4). Audio signals can be distributed simultaneously as well as embedded/de-embedded for breakaway audio routing. The ICP-V support both HDMI digital audio and analog audio in and out. The ICP-V can be configured and controlled remotely using RS-232C or LAN. External devices can be controlled via RS-232C, LAN, CEC, or contact closure by registering control commands.



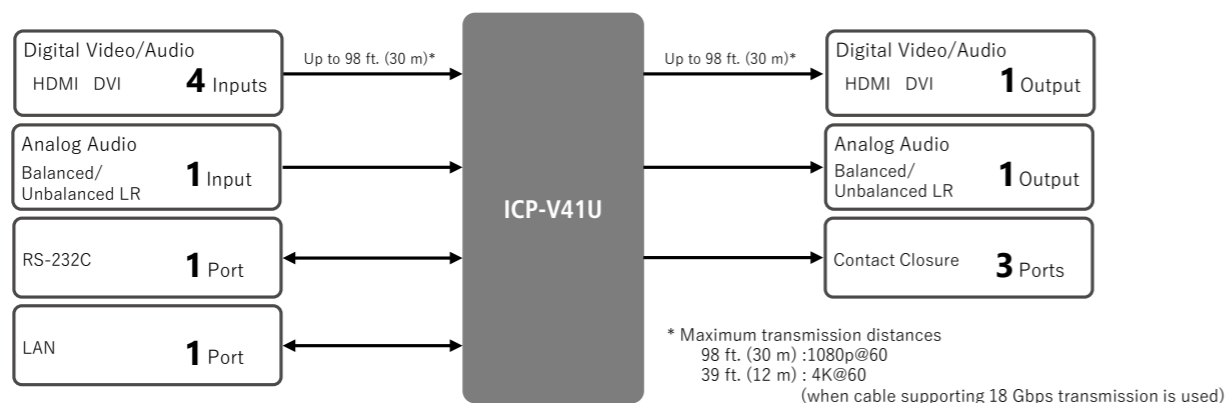
## Features

- 4 inputs and 1 output
- Up to 4K@60 (4:4:4)
- HDCP 1.4/2.2
- 4-window multiviewing
- Flexible multiview layout patterns
- Registering and recalling layout pattern

## General

Dimensions	8.3 (W) × 1.7 (H) × 9.8 (D)" (210 (W) × 42 (H) × 250 (D) mm) (Excluding connectors and the like)
Power consumption	31 W
Weight	3.7 lbs. (1.7 kg)

## Connection Diagram



4K@60 HDMI Distribution Amplifier with 1 Input and 2 Outputs

# VAC-S12U



The VAC-S12U is a 1x2 HDCP 2.2 compliant distribution amplifier for HDMI signals at resolutions up to 4K@60 (4:4:4). OUT1 includes a down converter that enables 4K input video signals to be converted automatically to 1080p if the sink device does not support 4K. It also features audio embed/de-embed function. Output signal can be set to muted (black screen) or disabled for each channel separately. Input and output signals of VAC-S in the system can be monitored from WEB browser for problem analysis.



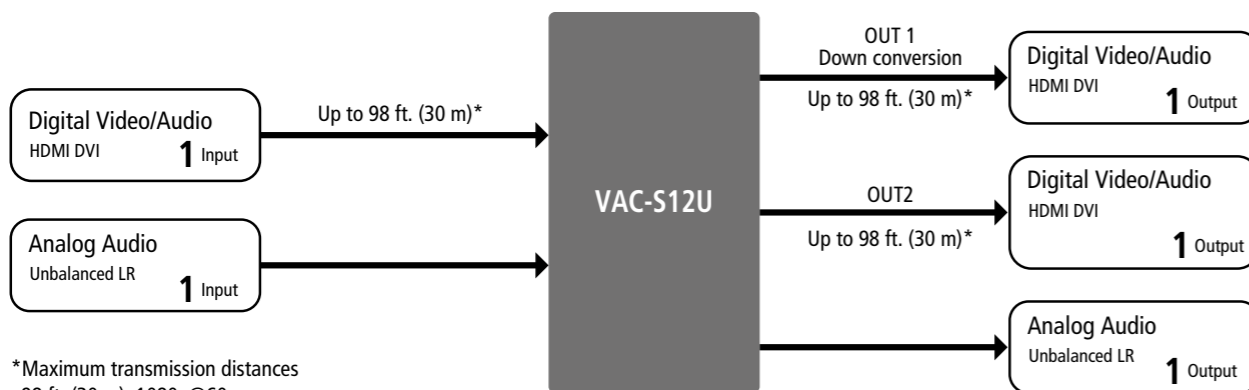
### Features

- 1 input and 2 outputs
- Up to 4K@60 (4:4:4)
- HDCP 1.4/2.2
- EDID Emulation
- Embedding analog audio
- De-embedding analog audio
- WebGUI for unit setup
- Unsolicited status feedback

### General

Dimensions	4.2 (W) × 1.7 (H) × 5.9 (D)" (106 (W) × 42 (H) × 150 (D) mm) (Quarter rack wide, thin type) (Excluding connectors and the like)
Power consumption	About 6 W
Weight	1.3 lbs. (0.6 kg)

### Connection Diagram



\*Maximum transmission distances  
 98 ft. (30 m) : 1080p@60  
 39 ft. (12m) : 4K@60 (when cable supporting 18 Gbps transmission is used)

4K@60 HDMI Distribution Amplifier with 1 Input and 4 Outputs

# VAC-S14U



The VAC-S14U is a 1x4 HDCP 2.2 compliant distribution amplifier for HDMI signals at resolutions up to 4K@60 (4:4:4). OUT1 includes a down converter that enables 4K input video signals to be converted automatically to 1080p if the sink device does not support 4K. It also features audio de-embed function. Output signal can be set to muted (black screen) or disabled for each channel separately. Input and output signals of VAC-S in the system can be monitored from WEB browser for problem analysis.



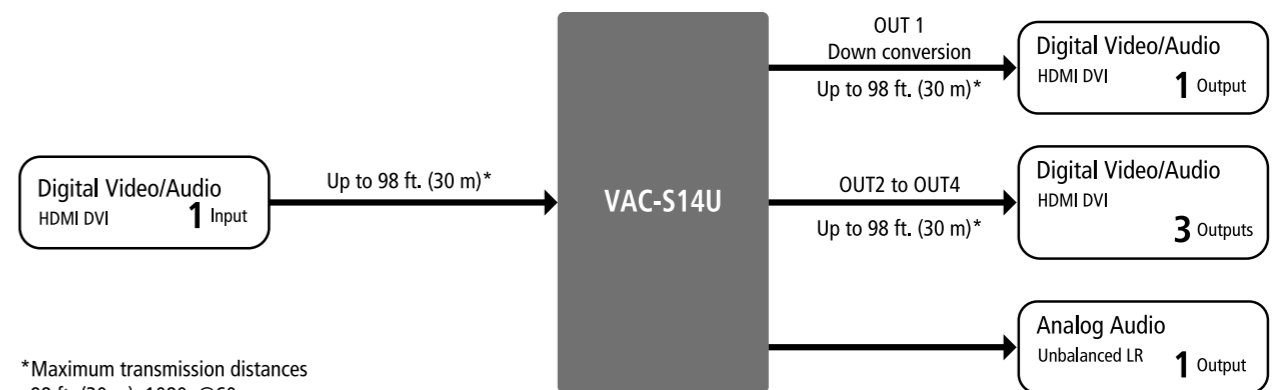
### Features

- 1 input and 4 outputs
- Up to 4K@60 (4:4:4)
- HDCP 1.4/2.2
- EDID Emulation
- De-embedding analog audio
- WebGUI for unit setup
- Unsolicited status feedback

### General

Dimensions	8.3 (W) × 1.2 (H) × 5.9 (D)" (210 (W) × 30 (H) × 150 (D) mm) (Half rack wide, thin type) (Excluding connectors and the like)
Power consumption	About 14 W
Weight	2.4 lbs. (1.1 kg)

### Connection Diagram



\*Maximum transmission distances  
 98 ft. (30 m) : 1080p@60  
 39 ft. (12m) : 4K@60 (when cable supporting 18 Gbps transmission is used)

4K@60 HDMI Distribution Amplifier with 1 Input and 6 Outputs

# VAC-S16U



The VAC-S16U is a 1x6 HDCP 2.2 compliant distribution amplifier for HDMI signals at resolutions up to 4K@60 (4:4:4). OUT1 includes a down converter that enables 4K input video signals to be converted automatically to 1080p if the sink device does not support 4K. It also features audio de-embed function. Output signal can be set to muted (black screen) or disabled for each channel separately. Input and output signals of VAC-S in the system can be monitored from WEB browser for problem analysis.



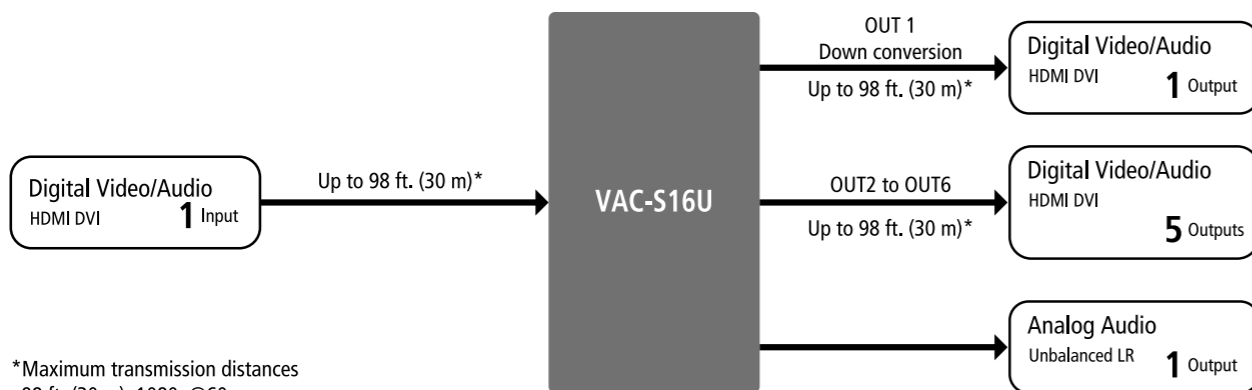
### Features

- 1 input and 6 outputs
- Up to 4K@60 (4:4:4)
- HDCP 1.4/2.2
- EDID Emulation
- De-embedding analog audio
- WebGUI for unit setup
- Unsolicited status feedback

### General

Dimensions	8.3 (W) × 1.7 (H) × 5.9 (D)" (210 (W) × 42 (H) × 150 (D) mm) (Half rack wide, 1U high) (Excluding connectors and the like)
Power consumption	About 18 W
Weight	2.9 lbs. (1.3 kg)

### Connection Diagram



\*Maximum transmission distances  
 98 ft. (30 m) : 1080p@60  
 39 ft. (12m) : 4K@60 (when cable supporting 18 Gbps transmission is used)

4K@60 HDMI Distribution Amplifier with 1 Input and 8 Outputs

# VAC-S18U



The VAC-S18U is a 1x8 HDCP 2.2 compliant distribution amplifier for HDMI signals at resolutions up to 4K@60 (4:4:4). OUT1 includes a down converter that enables 4K input video signals to be converted automatically to 1080p if the sink device does not support 4K. It also features audio de-embed function. Output signal can be set to muted (black screen) or disabled for each channel separately. Input and output signals of VAC-S in the system can be monitored from WEB browser for problem analysis.



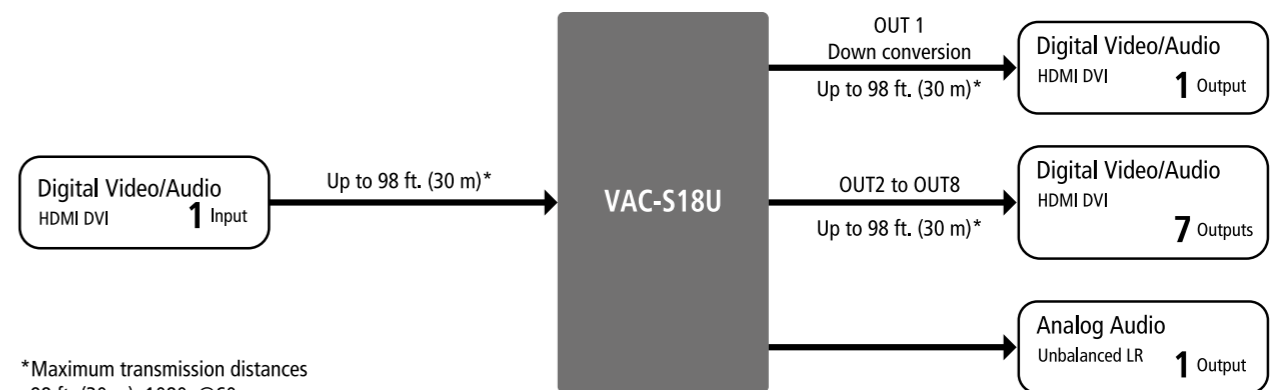
### Features

- 1 input and 8 outputs
- Up to 4K@60 (4:4:4)
- HDCP 1.4/2.2
- EDID Emulation
- De-embedding analog audio
- WebGUI for unit setup
- Unsolicited status feedback

### General

Dimensions	8.3 (W) × 1.7 (H) × 5.9 (D)" (210 (W) × 42 (H) × 150 (D) mm) (Half rack wide, 1U high) (Excluding connectors and the like)
Power consumption	About 22 W
Weight	2.9 lbs. (1.3 kg)

### Connection Diagram



\*Maximum transmission distances  
 98 ft. (30 m) : 1080p@60  
 39 ft. (12m) : 4K@60 (when cable supporting 18 Gbps transmission is used)

4K@60 USB-C to HDMI Converter with 2 Inputs and 1 Output

# IFC-H21U



The IFC-H21U is a 4K@60 switcher with one (1) HDMI input, one (1) USB-C (DisplayPort Alternate Mode) input, and outputting to a single HDMI output. Additionally, the USB-C connector supports USB Power Delivery providing up to 75 W power.



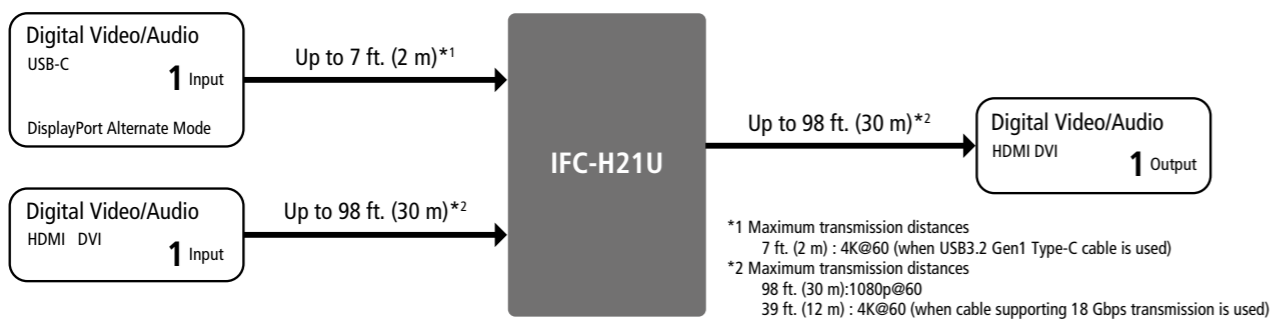
### Features

- 2 inputs (USB-C/HDMI)
- 1 output (HDMI)
- USB Type-C to HDMI conversion
- USB Type-C DisplayPort Alternate Mode input
- USB Power Delivery (75W)
- Up to 4K@60 (4:4:4)
- EDID Emulation

### General

Dimensions	4.2 (W) × 1.1 (H) × 5.9 (D)" (106 (W) × 28 (H) × 150 (D) mm) (Excluding connectors and the like)
Power consumption	DC 24 V: ** W (** W with External loading) DC 12 V: ** W
Weight	** lbs. (** kg)

### Connection Diagram



4K@60 USB-C to HDMI Converter with 2 Inputs and 1 Output

# IFC-V21U



The IFC-V21U converts DisplayPort Alternate Mode signals of USB-C to HDMI at resolutions up to 4K@60. The converter includes two inputs, one (1) USB-C and one (1) HDMI, and a single HDMI output. One of the inputs is output in HDMI format. Using the IFC-V21U provides a simple way to convert USB-C to HDMI and can be paired with IDK's wide variety of HDMI products.



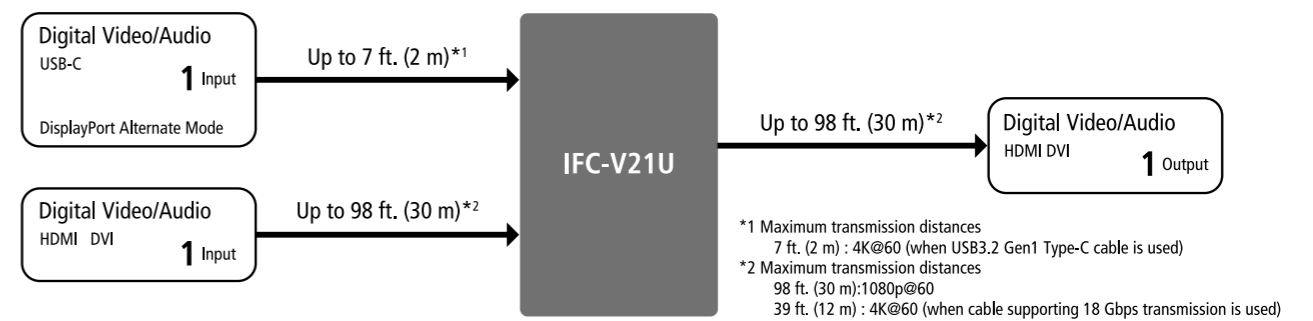
### Features

- USB Type-C to HDMI conversion
- USB Type-C DisplayPort Alternate Mode
- USB Power Delivery (15W)
- Up to 4K@60 (4:4:4)
- EDID Emulation
- CEC

### General

Dimensions	4.2 (W) × 1.1 (H) × 3.9 (D)" (106 (W) × 28 (H) × 100 (D) mm) (Excluding connectors and the like)
Power consumption	About 21 W
Weight	0.9 lbs. (0.4 kg)

### Connection Diagram




Programmable Button Controller

# SWC-2000



The SWC-2000 is a remote programmable button controller. Control command can be registered and linked to the buttons by using web browser. The SWC-2000 can control connected units which are connected via LAN or RS-232C. The SWC-2000 can be used on a desk or mounted to a rack.



### Features

- Generic controller for any external devices
- Control external device
- Registering up to 10 commands for each button
- Button security lockout

### General

Dimensions	8.5 (W) × 3.5 (H) × 1.6 (D)" (215 (W) × 88 (H) × 40.6 (D) mm) (Excluding connectors and the like)
Power consumption	About 3 W
Weight	1.8 lbs. (0.8 kg)

### Optional

Part Number	RM-SWC2001	RM-SWC2002
Bracket drawing		
The number of units	1	2

Native Application for Smartphone & Tablets

# iq System



In keeping with the IDK's Pro-AV solutions to address a broad variety of market verticals that include: Education, Corporate, Entertainment, and Government applications we have developed iqSystem. The control system follows IDK's vertically integrated corporate structure where the entire IDK team operates closely together, encouraging both a spirit of inter-departmental cooperation and the ability to collaborate on our continuing pursuit of excellence. iqSystem follows this same approach in working with entire product portfolio. From your iOS or Android device, you have the ability to interact with the devices on the network. iqSystem is available as a simple interface for BYOD (bring your own device) applications or as front end to the complete system management (controlling multiple devices) with access to the full menu of options within the specified device. Available as an app from popular and easily accessible web stores, iqSystem is included with our most popular products and has the ability to be customized for your application. With our in-house production facilities, IDK can meet emerging market demands for additional features and enhanced performance more quickly than other Pro-AV equipment manufacturers. IDK's advanced R&D team develops and applies new and emerging technologies to drive the product design process.



### Features

- Control IDK products
- Intuitive GUI
- iPad and iPhone are supported
- Android supported

### iq + MOBILE DEVICE = SYSTEM CONTROL

- Bring your own device (BYOD) - iPhone, iPad & Android apps put you directly in command
- Elegant, simple and intuitive - single layer "graphic language" makes any system cohesive
- Ready to use - no complicated programming
- User definable naming and icon selection
- Advanced features supporting permissioning and workgroup definition
- System control is provided simultaneously for multiple users and devices
- Control third party equipment

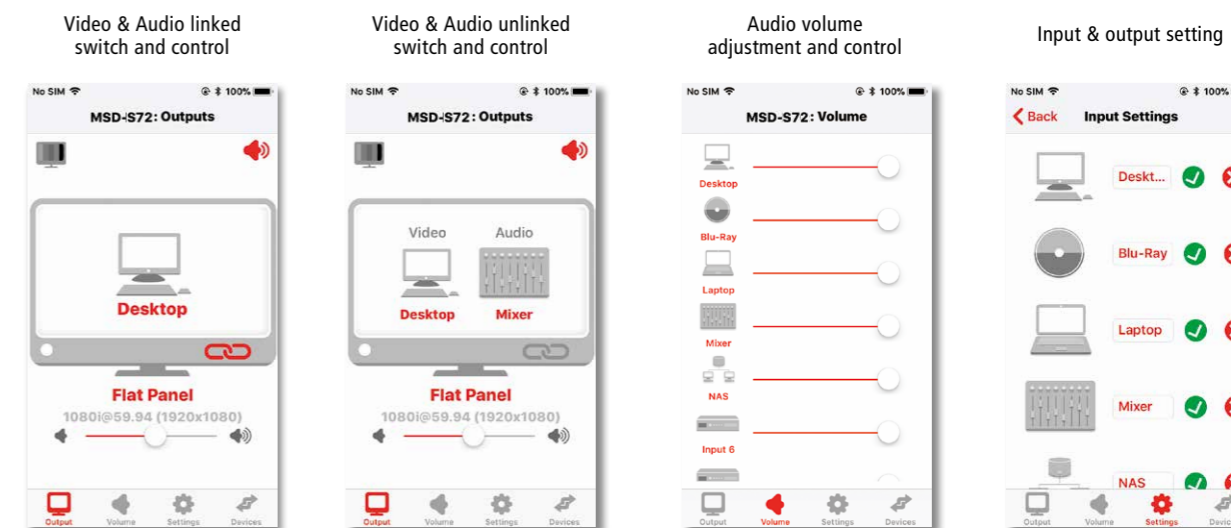
### BENEFITS

- Instant solution for AV system control - use your existing mobile devices
- No need for third party control systems - no need for application specific hardware
- Wireless, portable and can be enabled on multiple user's devices or on "in-room" devices
- Is entirely scalable - control one device today and an entire system tomorrow
- Intuitive, requiring only very casual user instruction
- Creates a seamless, single layer system control experience
- Select source & target device by name/icon

### SWIPE/TAP/CONTROL

- Swipe to select display and review system status
- Graphically meaningful icons for immediate recognition of command types
- Tap to link or un-link video and audio source
- Swipe to control presentation volume and input audio level settings
- Instant mute control
- Input signal presence and system status indication
- Preset memory recall

### THE LANGUAGE OF SIMPLICITY



Power Distribution Unit with 5/12 V, 15 Outputs

# PD-S15



The PD-S15 is a power distribution unit with 5 V and 12 VDC power. By using a dedicated DC power cable (sold separately), the PD-S15 supplies power to up to 15 IDK products which operate via an AC adapter.



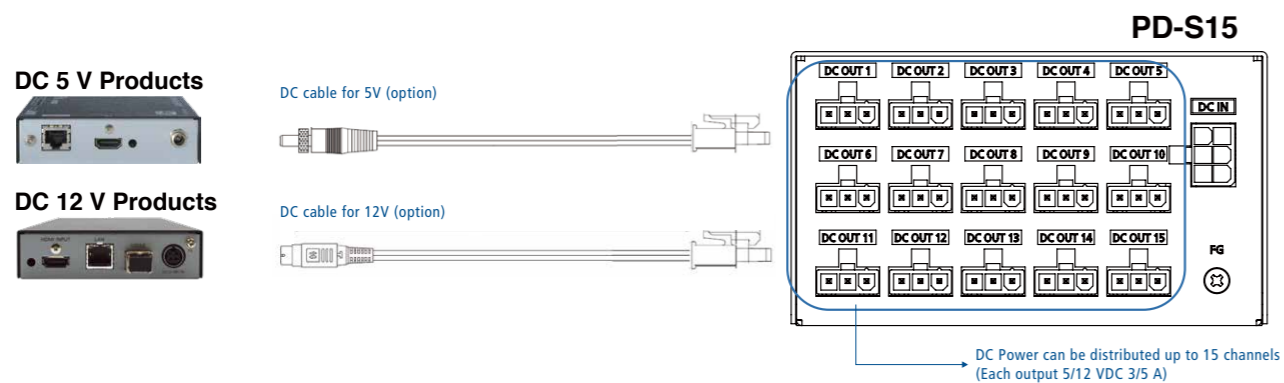
### Features

- 5 V/12 V multi-power supply
- Up to 15 outputs
- Overcurrent protection
- Mountable to RM-SV series

### General

Dimensions	4.2 (W) × 2.4 (H) × 5.9 (D)" (106 (W) × 61 (H) × 150 (D) mm) (Excluding connectors and the like)
Power consumption	About 6.5 W
Weight	1.8 lbs. (0.8 kg)

### Connection Diagram




Thumbnail Previewer

# PRV-100



The PRV-100 creates and displays thumbnails for previewing HDMI input signals, and it encodes video signals into H.264 format and streams the encoded video. Unicast and multicast transmission are supported. The PRV-100 can be set and controlled from WEB browser.



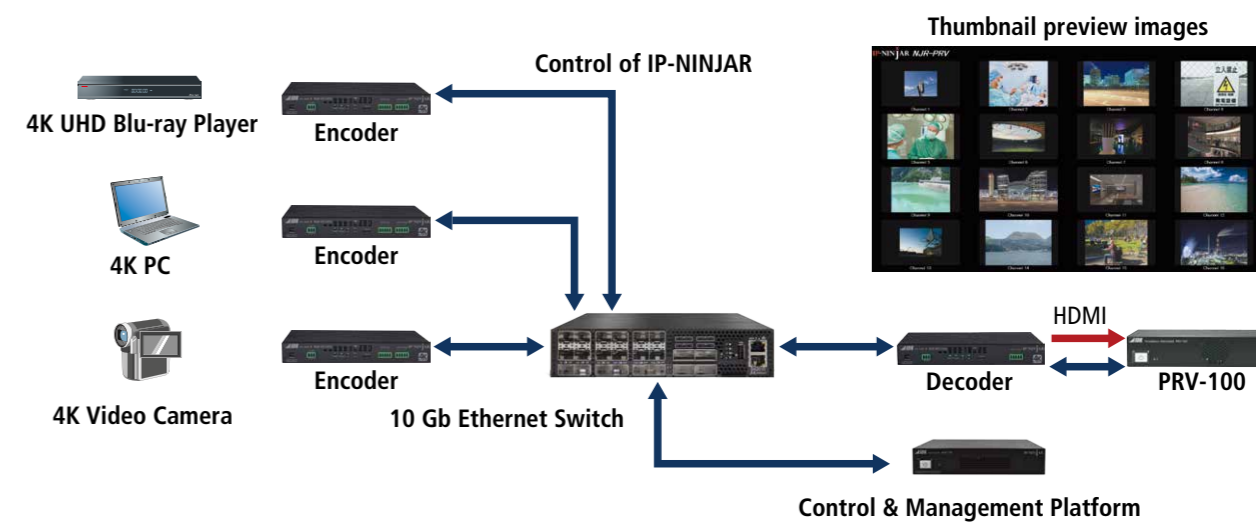
### Features

- Thumbnail previewing
- Register up to 128 layouts
- H.264 streaming output

### General

Dimensions	8.3 (W) × 1.7 (H) × 5.9 (D)" 210 (W) × 44 (H) × 150 (D) mm (EIA 1U high, full rack wide) (Excluding connectors and the like)
Power consumption	About 18 W
Weight	3.3 lbs. (1.5 kg)

### Connection Diagram



4K@60 HDMI EDID Emulator/Cable Equalizer

# DDC-F01U



The DDC-F01U is an EDID emulator that supports resolutions up to 4K@60 and is HDCP 2.2 compliant. The EDID can be selected from the built-in EDID list, connected sink device's EDID, copied EDID of sink device, and customized EDID. The cable equalization for input and CDR (Clock Data Recovery which repairs input signal deteriorated by the transmission line) enable long-haul video transmission.



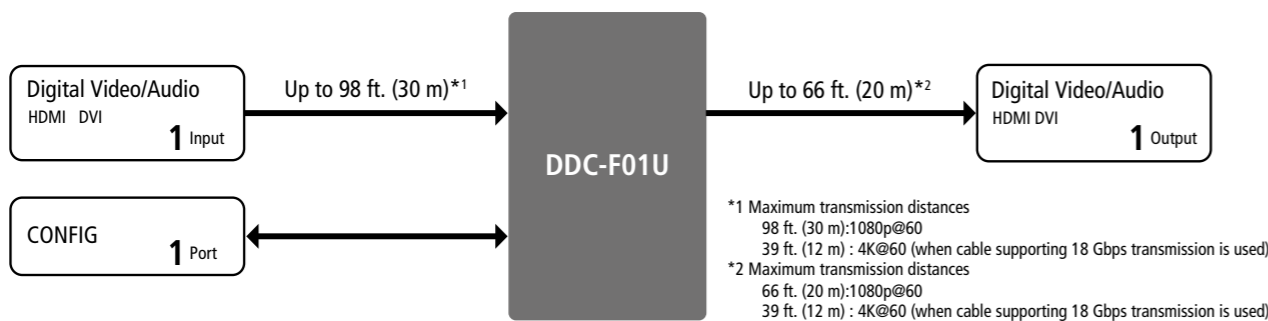
**Features**

- Up to 4K@60 (4:4:4)
- HDCP 1.4/2.2
- Selecting customized EDID
- EDID Emulation
- Input up to 12 m: 4K@60 (4:4:4)
- Output up to 12 m: 4K@60 (4:4:4)
- Input up to 30 m: 1080p
- Output up to 20 m: 1080p

**General**

Dimensions	3.5 (W) × 0.9 (H) × 2.8 (D)" (88 (W) × 23 (H) × 70 (D) mm) (Excluding connectors and the like)
Power consumption	2 W
Weight	0.4 lgs. (0.2 kg)

**Connection Diagram**



4K@60 HDMI Audio Embedder/De-Embedder

# HDS-V01U



The HDS-V01U is an audio embedder/de-embedder that is compatible with video resolutions up to 4K@60. The HDMI output includes a down conversion feature taking 4K input video signals and automatically down converting to 1080p for connection to non-UHD displays or sink devices. The HDS-V01U allows digital audio to be converted into analog audio and analog audio to be converted into digital audio and output together as an HDMI signal. The HDS-V01U can be configured and controlled remotely using commands or built-in WEB browser via the LAN port.



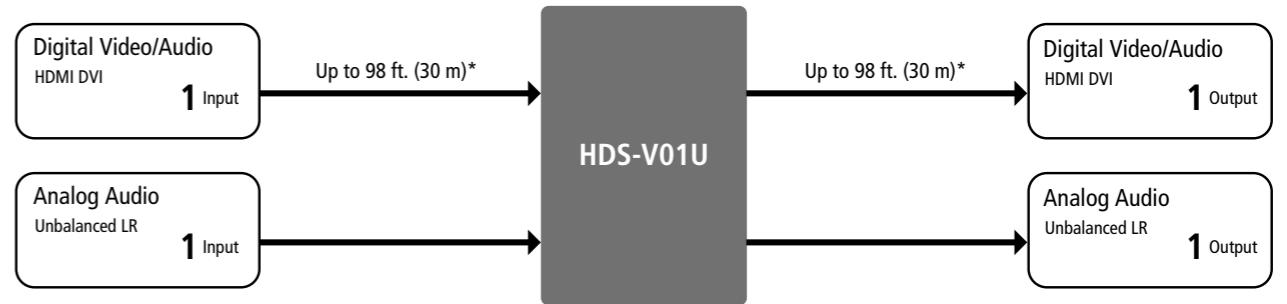
**Features**

- Up to 4K@60 (4:4:4)
- HDCP 1.4/2.2
- Embedding analog audio
- De-embedding analog audio
- EDID Emulation
- WebGUI for unit setup

**General**

Dimensions	4.2 (W) × 1.7 (H) × 5.9 (D)" (106 (W) × 42 (H) × 150 (D) mm) (Excluding connectors and the like)
Power consumption	5 W
Weight	1.3 lbs. (0.6 kg)

**Connection Diagram**



\*Maximum transmission distances  
98 ft. (30 m): 1080p@60  
39 ft. (12 m): 4K@60 (when cable supporting 18 Gbps transmission is used)

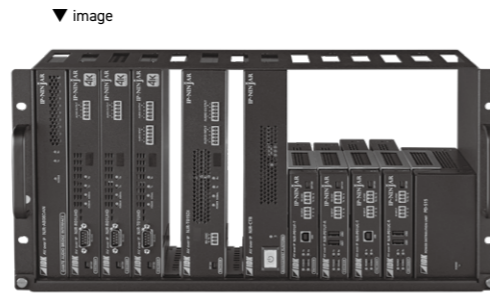

For IDK Products

# EIA Rack Mounting Hardware/Multi-unit Rackmount Chassis

## Multi-unit Rackmount Chassis

### RM-SV5

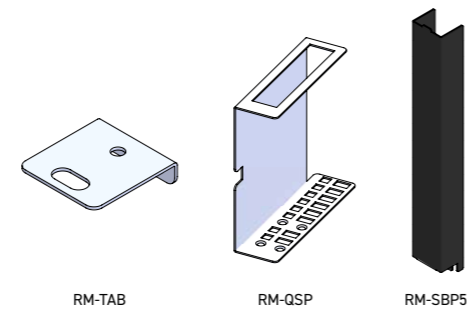
for Half-rack width size



The RM-SV5 is a rackmount for accommodating a mix of thin type half-rack and standard half-rack units. Up to 14 units can be mounted or removed separately.


#### Optional

Standard bracket	RM-TAB
Bracket for EIA 1/4 width products	RM-QSP
Blank panel	RM-SBP5



### RM-SV3

for Quarter-rack width size

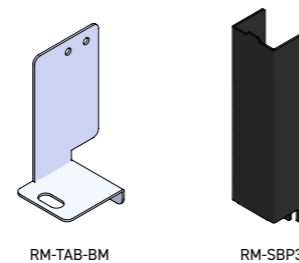


▼ image

The RM-SV3 is a rackmount for accommodating a mix of thin type half-rack and standard half-rack units. Up to 14 units can be mounted or removed separately.


#### Optional

Bracket for HDC-H100/COS-100HD	RM-TAB-BM
Blank panel	RM-SBP3



### RM-SV3-BM

for HDC-H100/COS-100HD



▼ image

For IDK Products

# EIA Rack Mounting Hardware/FAN Unit

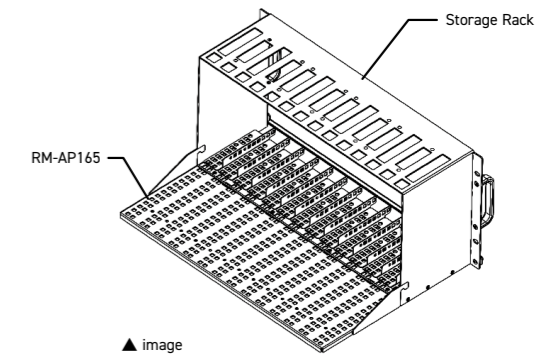
## Multi-unit Rackmount Chassis

### RM-AP165

Rear space expansion tray



The RM-AP165 provides extra space in the rear side of the RM-SV series for placing objects by tying a zip-ties or the like to 6x6 mm square hole.



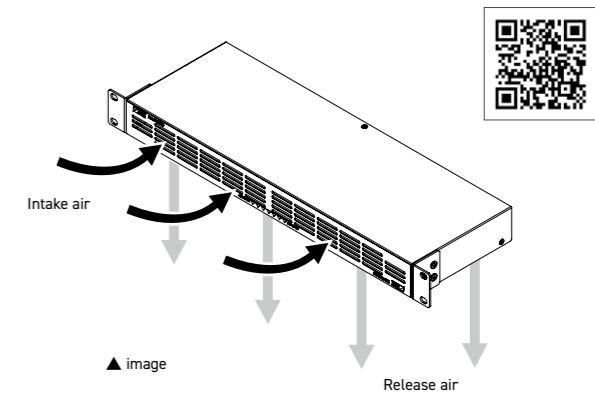
▲ image

### RF-4

FAN Unit



The RF-4 is a cooling fan unit that can be mounted to the rack to avoid rise in internal rack temperature. The fan unit offers the ideal airflow: Intake from the front panel; exhaust from bottom or top panel.

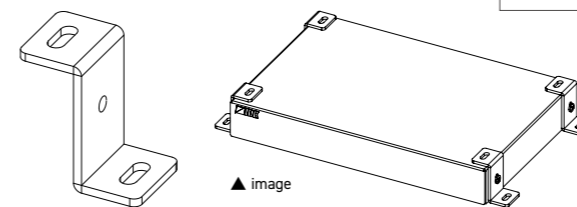


▲ image

## Mounting Bracket

### FP-Z30

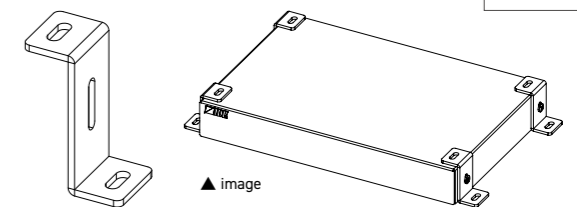
Mounting Bracket for 30 mm height products



▲ image

### FP-Z42

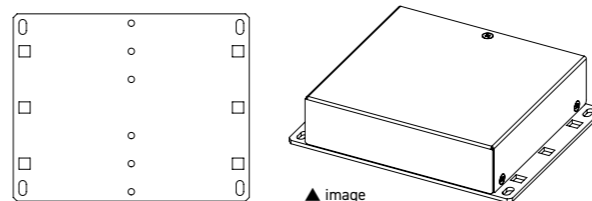
Mounting Bracket for 42 mm height products



▲ image

### FP-100

Mounting Plate for 100 mm height products



▲ image

### FB-01-10

Cable Lacing Bracket



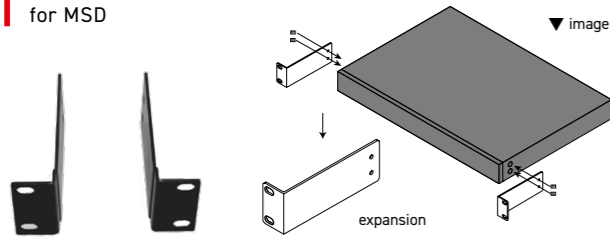
▲ image

For IDK Products

# EIA Rack Mounting Hardware/Offset Bracket

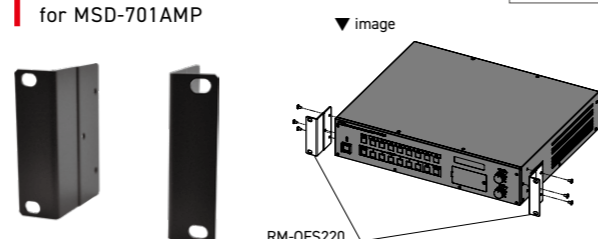
## Rack Mounting Offset Bracket

### RM-OFS100 for MSD



The RM-OFS100 provides clearance for the front panel. This is designed to permit mounting the 1U devices from the rack mounting surface with a cable connected.

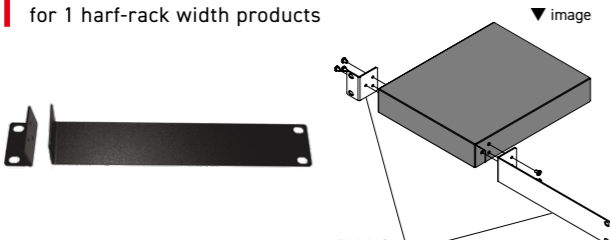
### RM-OFS220 for MSD-701AMP



The RM-OFS220 is designed to permit mounting the MSD-701 with a 0.8 in. (20 mm) backset from the rack mounting surface. This provides clearance for the front panel. The RM-OFS220 is different from the rack mounting brackets that are supplied with the MSD-701AMP.

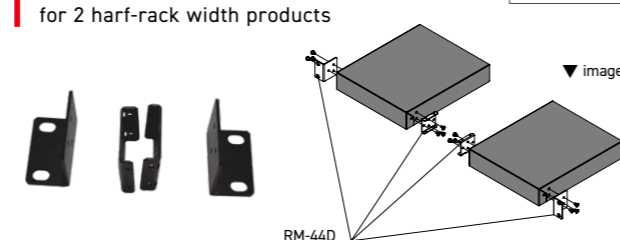
## Rack Mounting Hardware for half-rack width products

### RM-44S for 1 half-rack width products



RM-44S is for 1 half-rack product.


### RM-44D for 2 half-rack width products



RM-44D is for 2 half-rack products.

## Rack Mounting Hardware for half & quarter-rack width products

### RM-SF Full-rack width tray, 7.1 in. (180 mm) depth



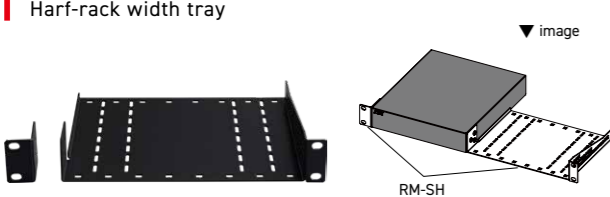
RM-SF is for 4 quarter-rack products, 2 thin type half-rack products with 7.1 in. (180 mm) depth.

### RM-SFL Full-rack width tray, 12.4 in. (315 mm) depth



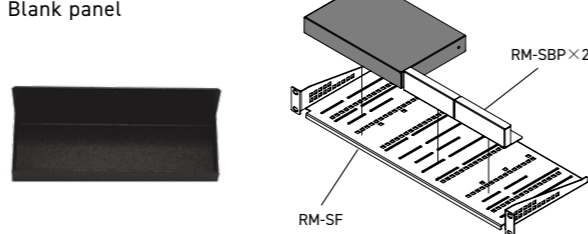
RM-SFL is for 4 quarter-rack products, 2 thin type half-rack products with 12.4 in. (315 mm) depth.

### RM-SH Half-rack width tray



RM-SH is for combination of half-rack width and Thin type half-rack width or quarter-rack width.

### RM-SBP Blank panel



RM-SBP is quarter-rack blank panel.

For All Devices

# Standard Resolutions

Resolution	General Name	Dot Clock	Horizontal Frequency	Vertical Frequency	Aspect Ratio
640×480	VGA	25.175 MHz	31.469 kHz	59.54 Hz	4 : 3
800×600	SVGA	40 MHz	37.879 kHz	60.317 Hz	4 : 3
1024×768	XGA	65 MHz	48.363 kHz	60.004 Hz	4 : 3
1280×720	720p (HDTV)	74.25 MHz	45 kHz	60 Hz	16 : 9
1280×768	WXGA	79.5 MHz	47.776 kHz	59.87 Hz	15 : 9
1280×800	WXGA	83.5 MHz	49.702 kHz	59.81 Hz	16 : 10
1280×960	Quad-VGA	108 MHz	60 kHz	60 Hz	4 : 3
1280×1024	SXGA	108 MHz	63.98 kHz	60.02 Hz	5 : 4
1300×768	WXGA	85.5 MHz	47.712 kHz	60.015 Hz	16 : 9
1366×768	WXGA	85.5 MHz	47.712 kHz	59.79 Hz	16 : 9
1400×1050	SXGA+	121.75 MHz	65.317 kHz	59.978 Hz	4 : 3
1440×900	WXGA+	106.5 MHz	55.935 kHz	59.887 Hz	16 : 10
1600×900 (RB)*	WXGA++	108 MHz	60 kHz	60 Hz	16 : 9
1600×1200	UXGA	162 MHz	75 kHz	60 Hz	4 : 3
1680×1050	WSXGA+	146.25 MHz	65.29 kHz	59.954 Hz	16 : 10
1920×1080	1080i (HDTV)	74.175 MHz	33.716 kHz	59.94 Hz	16 : 9
1920×1080	Interlace	74.175 MHz	67.5 kHz	59.94 Hz	16 : 9
1920×1080	1080p (HDTV)	148.5 MHz	66.587 kHz	60 Hz	16 : 9
1920×1080	CEA-861 standards	148.5 MHz	66.587 kHz	60 Hz	16 : 9
1920×1080 (RB)*	VESA CVT standards	138.5 MHz	67.158 kHz	59.934 Hz	16 : 9
1920×1080	VESA CVT standards	173 MHz	67.158 kHz	59.963 Hz	16 : 9
1920×1200 (RB)*	WUXGA	154 MHz	74.038 kHz	59.95 Hz	16 : 10
1920×1200	WUXGA	193.25 MHz	74.556 kHz	59.885 Hz	16 : 10
2048×1152 (RB)*	QWXGA	162 MHz	72.000 kHz	60.000 Hz	16 : 9
2560×1440 (RB)*	WQHD	241.5 MHz	88.787 kHz	59.951 Hz	16 : 9
2560×1600 (RB)*	WQXGA	268.5 MHz	98.713 kHz	59.972 Hz	16 : 10
3840×2160	4K UHD TV HDMI 1.4b standards	297 MHz	67.5 kHz	30 Hz	16 : 9
4096×2160	4K Digital Cinema SMPTE standards	297 MHz	54 kHz	24 Hz	17 : 9 (approx.)
4096×2160 (RB)*	4K VESA DMT standards	556.774 MHz	133.32 kHz	60 Hz	17 : 9 (approx.)
3840×2160	4K UHD TV HDMI 2.0 standards	594 MHz	135 kHz	60 Hz	16 : 9
4096×2160	4K HDMI 2.0 standards	594 MHz	135 kHz	60 Hz	17 : 9 (approx.)
3840×1600 (RB)*	UWQHD+	395 MHz	98.71 kHz	59.99 Hz	21 : 9 (approx.)
3440×1440 (RB)*	UWQHD	319.75 MHz	88.68 kHz	59.97 Hz	21 : 9 (approx.)
2560×1080	UltraWide FHD	198 MHz	67.50 kHz	60 Hz	21 : 9 (approx.)
3840×1080 (RB)*	Dual FHD	266.5 MHz	66.27 kHz	59.97 Hz	32 : 9
3240×1080 (RB)*	Custom UltraWide	226.5 MHz	65.88 kHz	59.96 Hz	27 : 9

\*(RB) = Reduced Blanking

For All Products

# Solution Icons

**4K**  
4 : 4 : 4

Supports resolutions up to 4K 4:4:4.

**NDI**

Supports NewTek's NDI(Network Device Interface).

**A/D/D/A**  
EMBEDDING/DE-EMBEDDING

Em-beds/De-em-beds audio signals.

**AUTO SWITCHING**

Detects the presence of input signals and automatically switches input signals.

**4K**  
4 : 2 : 0

Supports resolutions up to 4K 4:2:0.

**NETGEAR AV**  
CERTIFIED

Certified and compatible NETGEAR AV products.

**EDID**  
EDID EMULATION

Provides emulated EDID to connected source devices.

**PIP**  
PICTURE IN PICTURE

Displays two different video images on a single display.

**Full HD**

Supports resolutions up to Full HD (1920x1080).

**BIDIRECTIONAL TRANSMISSION**

Transmits video signals simultaneously in both directions.

**CONNECTION RESET**

Automatically corrects problems, such as an HDCP authentication error without the need to physically plug and unplug the cables.

**CONTROL COMMAND**

Built-in control processor capable for sending commands to external devices or other IDK products.

**Dante**

Supports Dante (digital audio networking over Ethernet; developed by Audinate).

**VISUALY LOSSLESS**

Ultra-high quality compression technology with no visual loss and minimum latency.

**A→D**  
EMBEDDING

Embeds audio signals.

**OUT**  
CONTACT CLOSURE

Powers ON/OFF screens or systems from the device (CONTACT CLOSURE).

**3G SDI**

Supports 3G-SDI signals.

**ZERO FRAME LATENCY**

Long haul transmission of high-bandwidth video signals with less than one frame latency.

**D→A**  
DE-EMBEDDING

De-embeds audio signals.

**WEB BROWSER CONTROL**

Configures, setups, and controls the device using built-in WEB browser.

**12G SDI**

Supports 12G-SDI signals.

**VIDEO SCALING**

Converts the input video resolution to a desired output resolution (Up/Down conversion).

**RAW**  
UNCOMPRESSED TRANSMISSION

Transmits video signals without compression.

**LOGO**  
BITMAP

Outputs saved bitmap files.

**PJLink**

Supports PJLink (unified communication standard for operating and controlling video projectors).

**USB HID**

Supports USB HID (Human Interface Device) class such as a keyboard and mouse.

**A B**  
SEAMLESS SWITCHING

Fast and seamless switching between sources with one black frame to provide artifact-free transitions.

**I N**  
INPUT CUSTOM

Customizes input interface for each system.

**ProVisionaire**

Products natively supported by Yamaha ProVisionaire.

**PoE**  
PoE

Delivers power of an Ethernet network.

**PERFECT A B**  
SEAMLESS SWITCHING

Fast and seamless switching to provide artifact-free transitions.

**I N / O U T**  
INPUT/OUTPUT CUSTOM

Customizes I/O connectors and features for each slot.

For All Products

# Solution Icons

**I N**  
ANALOG VIDEO IN

Supports analog video input.

**REDUNDANT POWER**

Includes two or more AC-DC power supplies to enhance system efficiency and reliability.

**I N**  
REMOTE IN

Switches inputs from an external switch using contact input.

**CALL STATUS**

Prevents unintended USB device switching by installing the dedicated application to the host.

**MV**  
MULTI VIEW

Displays multiple video images on a single display.

**LAN THROUGH**

Passes through network packets using HDBaseT interface.

**TALLY OUT**

Turns light of an external switch LED using contact output (TALLY).

**ON**  
USB-C FUNCTION CONTROL

To prevent problems, ProAV systems need to control USB-C function.

**POWER AMP**

Built-in power amplifier enables speakers to be driven directly.

**15 W**  
USB PD 15W

Supports USB Power Delivery (15W).

**LOCAL HDMI OUTPUT**

Provides a local output view of the input source.

**VBUS CONTROL**

When the BYOD host device is disconnected, transmits the VBUS voltage information to the USB devices correctly.

**AUDIO MIXING**

Adjusts audio balance of multiple audio signals.

**60 W**  
USB PD 60W

Supports USB Power Delivery (60W).

**PoH**  
PoH

Delivers power via a HDBaseT interface.

**EDID**  
CUSTOM EDID

EDID that is edited using EDID Configuration Tool can be set.

**ANTI SNOW**

Automatically corrects visual noise that is a specific symptom of HDCP-compliant signals and mainly occurs at start-up.

**75 W**  
USB PD 75W

Supports USB Power Delivery (75W).

**DAISY CHAIN**

Splits and re-transmits video signals from one unit to another unit.

**UNSOLICITED NOTIFICATION**

Informs device status changes to the connected network using commands.

**USB ALT**

Supports USB DisplayPort Alternate Mode.

**VIDEO ROTATION**

Rotates video images by 90/180/270 degrees.

**ALARM**

Outputs an alarm signal in case abnormal power voltage, internal temperature, and cooling fan status is detected.

**USB UVC**

Supports USB Video Class.

**HORIZONTAL FLIP**

Horizontally flips video images (mirror image).

**SYSTEM CHECK**

Shows unit's system status such as power voltage, internal temperature, and cooling fan.

**SEQUENTIAL SWITCHING**

Automatically switches input channel at the desired interval.

**CONTENT INJECTION**

Shares meeting contents saved in BYOD over a conference platform, such as Microsoft Teams, Zoom, WebEx, etc..